



## **RATNA ABHUSHAN SUVIDHA KENDRA - VISNAGAR**

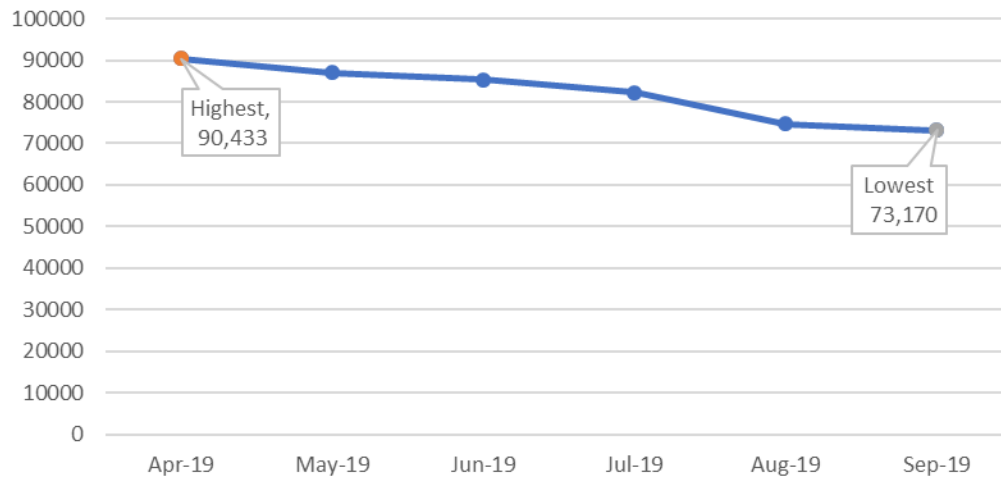
## VISNAGAR - PRODUCTION & REVENUE DETAILS

**TABLE - A: SERVICE /MONTH WISE TOTAL PRODUCTION**

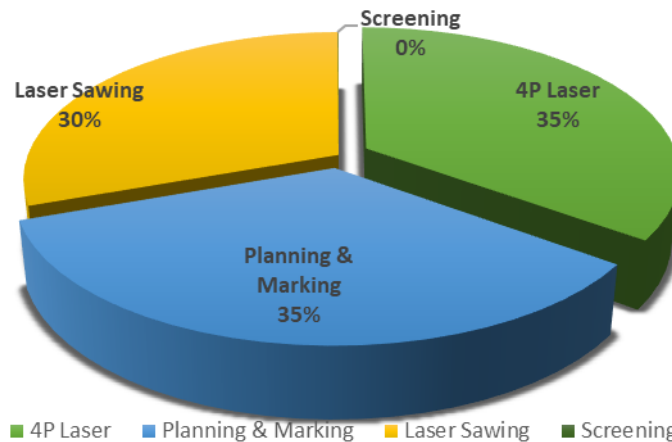
(PRODUCTION IS IN NOS/PCS.)

Service / Month --->	Apr'19	May'19	Jun'19	Jul'19	Aug'19	Sep'19	TOTAL
4P Laser	33,368	34,312	30,591	26,339	22,085	25,886	1,72,581
Planning & Marking	28,985	22,747	29,550	30,021	29,025	29,861	1,70,189
Laser Sawing	28,031	29,935	25,061	25,836	23,578	17,341	1,49,782
Screening (Carats)	49	22	40	-	51	82	244
<b>Total</b>	<b>90,433</b>	<b>87,016</b>	<b>85,242</b>	<b>82,196</b>	<b>74,739</b>	<b>73,170</b>	<b>4,9,2796</b>

**Visnagar - Production Trend for Last 6 Months**



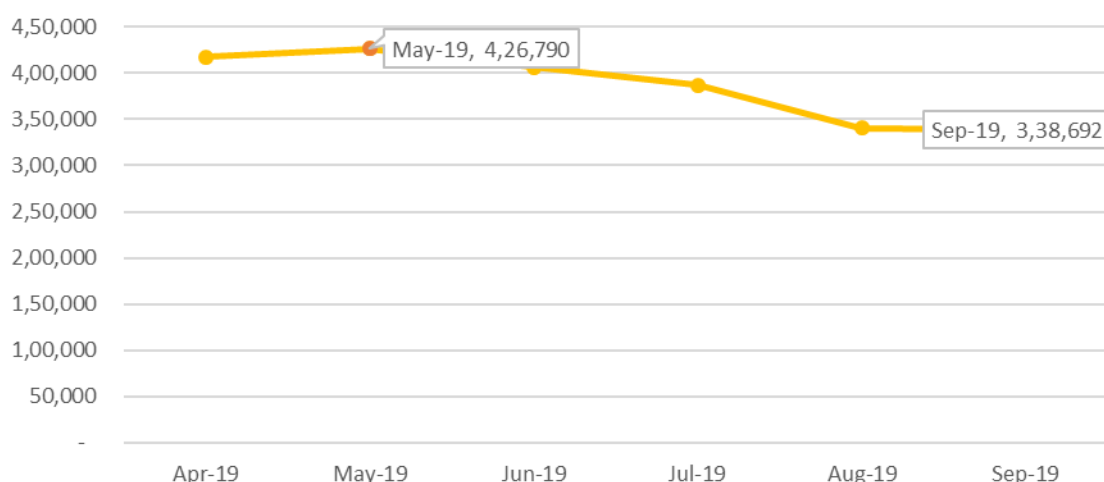
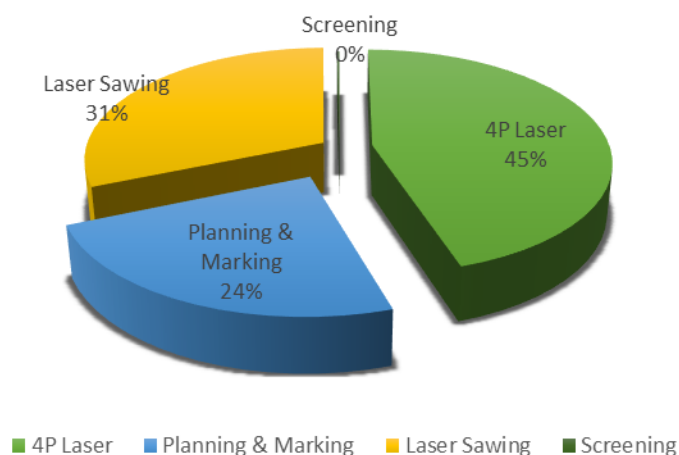
**VISNAGAR - LAST 6 MONTHS PRODUCTION**



**TABLE - B: SERVICE / MONTH WISE TOTAL REVENUE**

(REVENUE IN RS.)

Service / Month --->	Apr'19	May'19	Jun'19	Jul'19	Aug'19	Sep'19	TOTAL
4P Laser	1,85,967/-	2,10,669/-	1,92,549/-	1,64,645/-	1,32,444/-	1,58,531/-	10,44,805/-
Planning & Marking	92,917/-	72,318/-	93,597/-	98,201/-	94,333/-	95,945/-	5,47,311/-
Laser Sawing	1,38,066/-	1,43,427/-	1,19,557/-	1,23,989/-	1,12,720/-	82,826/-	7,20,585/-
Screening	834/-	376/-	675/-	-	871/-	1,390/-	4,146/-
Total	4,17,784/-	4,26,790/-	4,06,378/-	3,86,835/-	3,40,368/-	3,38,692/-	23,16,847/-

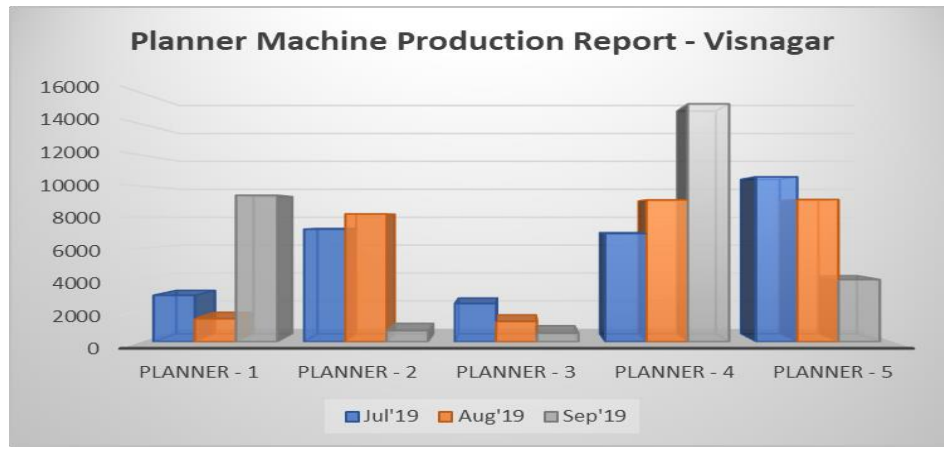
**Visnagar - Revenue Trend for Last 6 Months****VISNAGAR - LAST 6 MONTHS REVENUE**

## Machine wise / Month wise Production Report

**TABLE - C: For Planning & Marking Machine (In Nos.)**

(For Machine wise Report data is as per the Processed Pcs.)

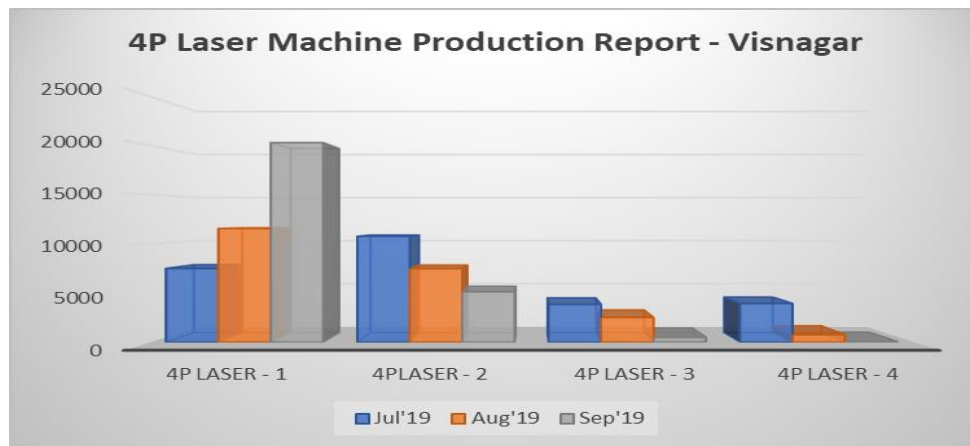
Planner Machine / Month --->	Jul'19	Aug'19	Sep'19
Planner - 1	2,985	1,480	9,408
Planner - 2	7,229	8,209	721
Planner - 3	2,460	1,308	561
Planner - 4	6,943	9,108	15,270
Planner - 5	10,590	9,134	3,993
<b>Total</b>	<b>30,207</b>	<b>29,239</b>	<b>29,953</b>



**TABLE - D: For 4P Laser Machine (In Nos.)**

(For Machine wise Report data is as per the Processed Pcs.)

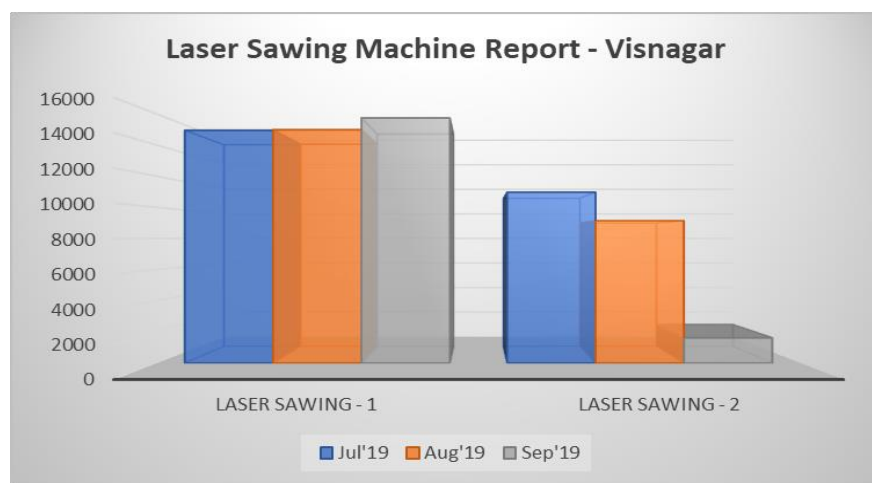
4P Laser Machine / Month --->	Jul'19	Aug'19	Sep'19
4P Laser - 1	7,496	11,554	20,277
4P Laser - 2	10,762	7,462	5,126
4P Laser - 3	3,846	2,510	511
4P Laser - 4	3,935	775	72
<b>Total</b>	<b>26,039</b>	<b>22,301</b>	<b>25,986</b>



**TABLE - E: For Laser Sawing Machine (In Nos.)**

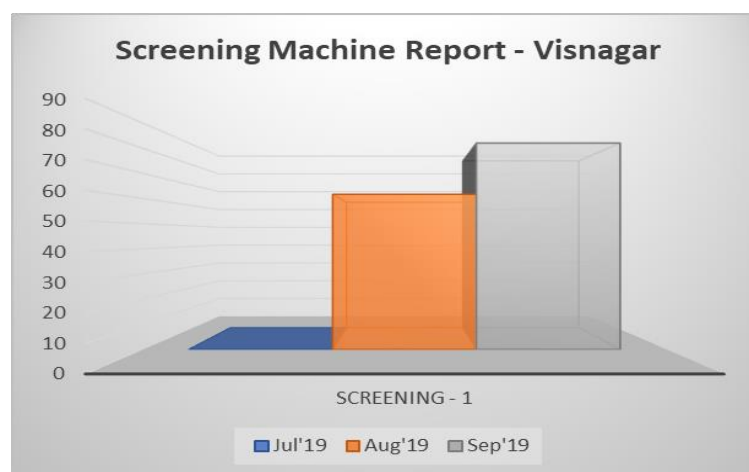
(For Machine wise Report data is as per the Processed Pcs.)

4P Laser Machine / Month --->	Jul'19	Aug'19	Sep'19
Laser Sawing - 1	14,939	14,972	15,731
Laser Sawing - 2	10,973	9,141	1,627
<b>Total</b>	<b>25,912</b>	<b>24,113</b>	<b>17,358</b>

**TABLE - F: For Screening Machine (In Carat)**

(For Machine wise Report data is as per the Processed Pcs.)

4P Laser Machine / Month --->	Jul'19	Aug'19	Sep'19
Screening - 1	-	62	82
<b>Total</b>	<b>-</b>	<b>62</b>	<b>82</b>

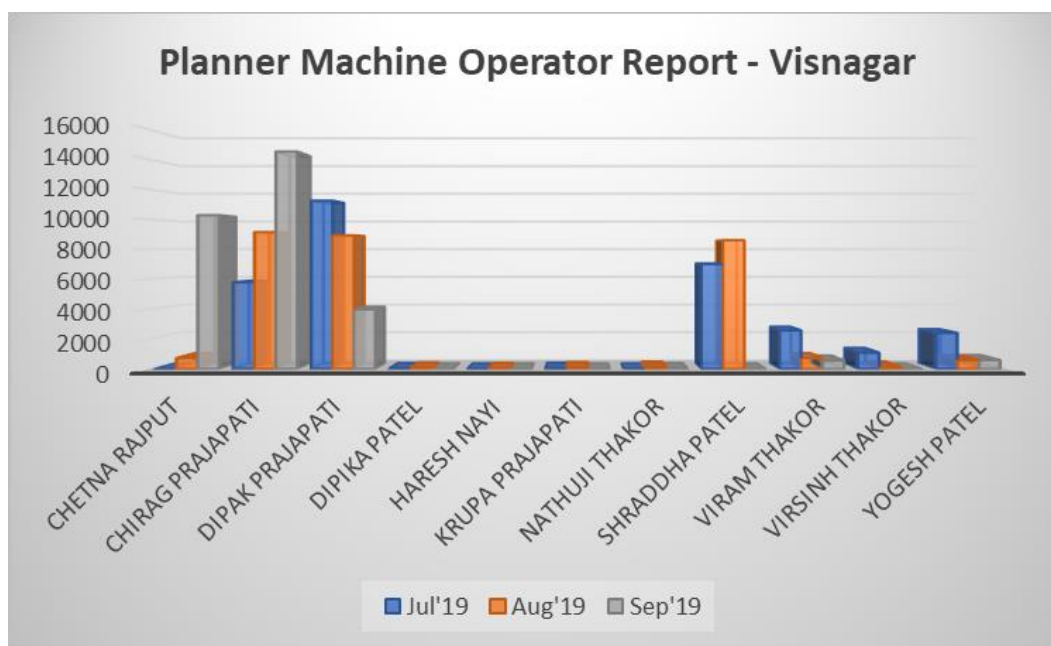


## Operator wise / Month wise Production Report

**TABLE - G: For Planning & Marking Service (In Nos.)**

(For Operator wise Report data is as per the Processed Pcs.)

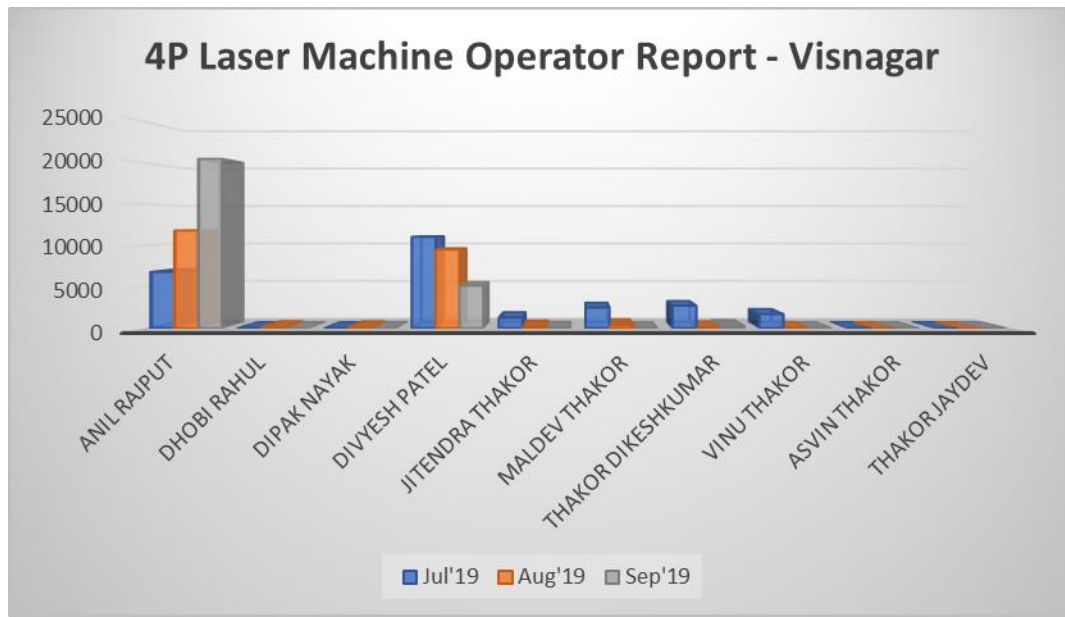
Operator / Month --->	Jul'19	Aug'19	Sep'19
Chetna Rajput	-	731	10,268
Chirag Prajapati	5,796	9,143	14,505
Dipak Prajapati	11,234	8,924	3,975
Dipika Patel	32	81	-
Hareesh Nayi	-	47	7
Krupa Prajapati	54	101	-
Nathuji Thakor	-	135	34
Shraddha Patel	7,009	8,598	-
Viram Thakor	2,576	726	566
Virsinh Thakor	1,096	150	-
Yogesh Patel	2,410	603	598
<b>Total</b>	<b>30,207</b>	<b>29,239</b>	<b>29,953</b>



**TABLE - H: For 4P Laser Service (In Nos.)**

(For Operator wise Report data is as per the Processed Pcs.)

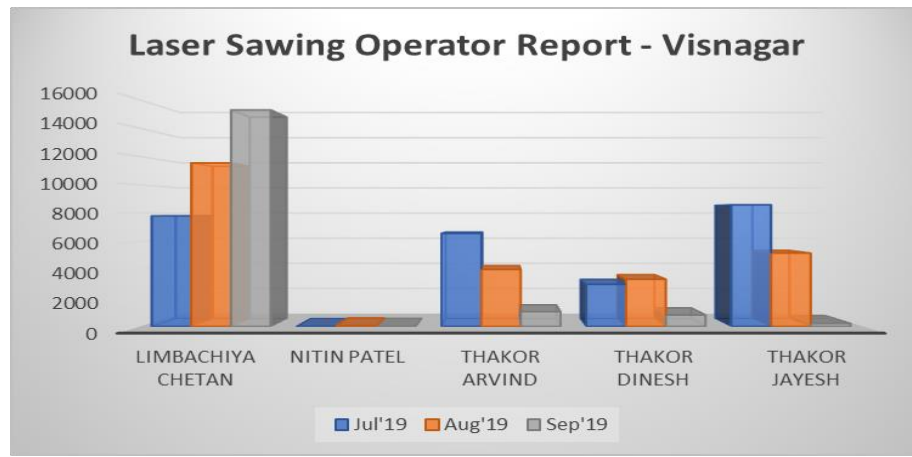
Operator / Month --->	Jul'19	Aug'19	Sep'19
Anil Rajput	6,800	11,818	20,465
Dhobi Rahul	-	127	-
Dipak Nayak	-	106	23
Divyesh Patel	11,043	9,509	5,164
Jitendra Thakor	1,281	212	41
Maldev Thakor	2,499	379	-
Thakor Dikeshkumar	2,716	115	293
Vinu Thakor	1,700	35	-
Asvin Thakor	-	-	-
Thakor Jaydev	-	-	-
Total	26,039	22,301	25,986



**TABLE - I: For Laser Sawing Service (In Nos.)**

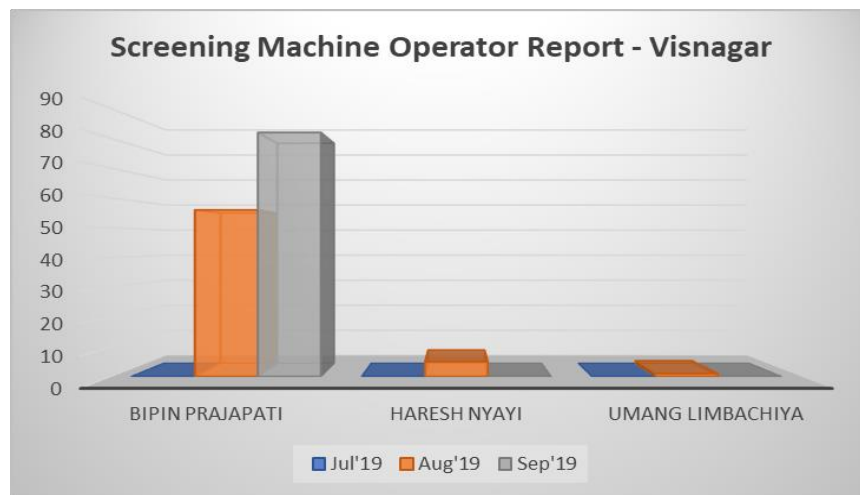
(For Machine wise Report data is as per the Processed Pcs.)

Operator / Month --->	Jul'19	Aug'19	Sep'19
Limbachiya Chetan	7,799	11,537	15,273
Nitin Patel	-	51	11
Thakor Arvind	6,559	4,019	1,046
Thakor Dinesh	2,969	3,332	815
Thakor Jayesh	8,585	5,174	213
<b>Total</b>	<b>25,912</b>	<b>24,113</b>	<b>17,358</b>

**TABLE - J: For Screening Service (In Car.)**

(For Operator wise Report data is as per the Processed Pcs.)

Operator / Month --->	Jul'19	Aug'19	Sep'19
Bipin Prajapati	-	56	82
Haresh Nyayi	-	5	-
Umang Limbachiya	-	1	-
<b>Total</b>	<b>-</b>	<b>62</b>	<b>82</b>

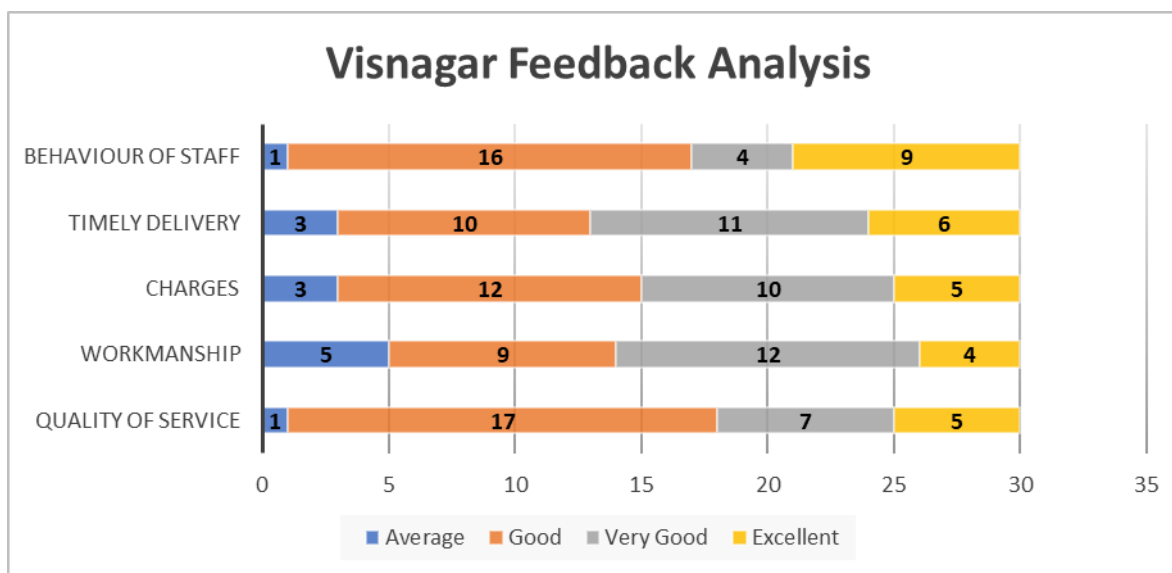




## FEEDBACK ANALYSIS

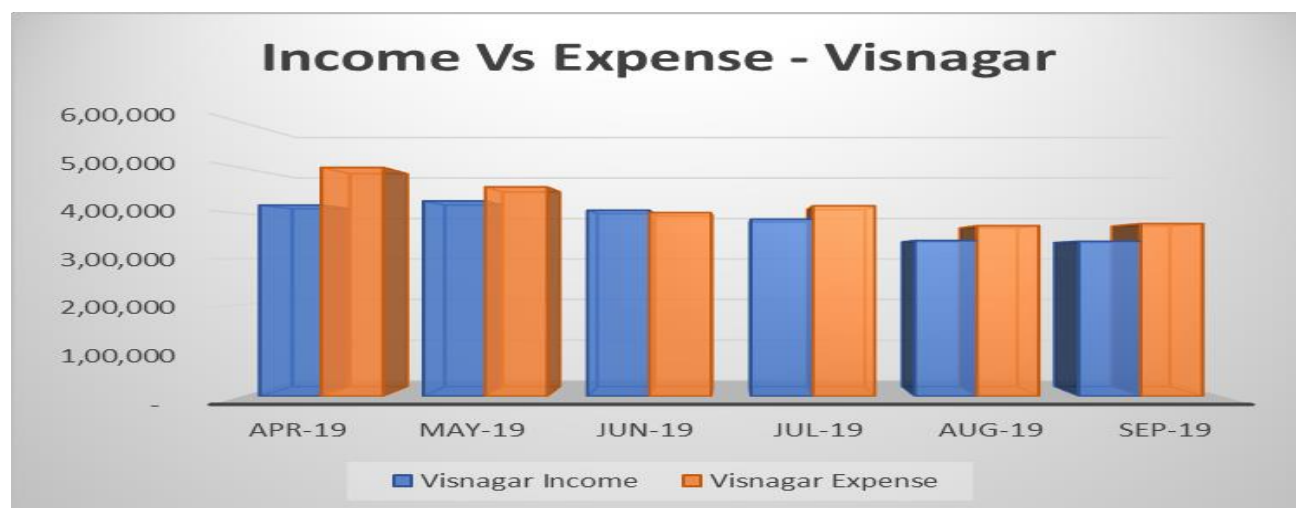
**Feedback Analysis for RASK - Visnagar on the basis of the response received from 30 members from Jul'19 to Sep'19**

Criteria	Average	Good	Very Good	Excellent
Quality of Service	1	17	7	5
Workmanship	5	9	12	4
Charges	3	12	10	5
Timely Delivery	3	10	11	6
Behaviour of Staff	1	16	4	9



### Income Expense Statement - Visnagar

Income	Apr -19 (Rs.)	May-19 (Rs.)	Jun-19 (Rs.)	Jul -19 (Rs.)	Aug-19 (Rs.)	Sep-19 (Rs.)
Revenue from Services (Planning & Marking, 4P, Laser, Screening etc)	4,17,784	4,26,790	4,06,378	3,86,835	3,40,368	3,38,692
<b>Total Income (A)</b>	<b>4,17,784</b>	<b>4,26,790</b>	<b>4,06,378</b>	<b>3,86,835</b>	<b>3,40,368</b>	<b>3,38,692</b>
<b>Expenses</b>						
Employee Salary Expense	3,27,226	2,85,032	2,34,130	2,55,257	2,16,727	2,32,239
House Keeping/ Hospitality Expenses	400	400	753	-	-	-
Electricity Expense	56,887	59,234	62,481	52,408	58,225	42,571
Office Expense	1,181	1,270	-	600	931	300
Telephone Expense	-	219	399	152	212	204
Courier & Postage Expense	-	-	-	100	-	-
Stationary Expense	2,468	1,060	2,384	1,510	1,050	1,180
Office Rent	31,944	31,944	31,944	31,944	31,944	31,944
Travelling & Conveyance	1,100	1,180	800	300	-	20
Machinery Expense	7,179	-	-	10,896	5045	7085
Bank Charges	59	59	177	295	59	59
Miscellaneous Expenses	-	5000	-	1450	3940	9940
Snack & Refreshment	380	540	215	200	195	120
Repairing & Maintenance Expenses	5,710	9,189	7,550	2,490	2,700	950
Labour Charges	8,473	7,600	7,135	7,000	7,000	6,800
P.F. Contribution	15,305	12,077	12,764	12,731	10,655	9,945
Provision for GJEPC Admin Charges	41,778	42,679	40,637	38,683	34,037	33,869
<b>Total Expenses (B)</b>	<b>5,00,090</b>	<b>4,57,483</b>	<b>4,02,169</b>	<b>4,16,016</b>	<b>3,72,720</b>	<b>3,77,226</b>
<b>Net Income (A-B)</b>	<b>-82,306</b>	<b>-30,693</b>	<b>4,209</b>	<b>-29,181</b>	<b>-32,352</b>	<b>-38,534</b>



## Details on Training Sessions

### Visnagar Centre

Sr. No.	Date	Training on	Location	Attendees (Nos)	Nature of Attendees	Conducted By
1	23/02/2017 TO 17/03/2017	Training was provided to participants on how to run and operate Planning & Marking Machinery and 4P Machinery	RASK - Visnagar	12	Artisans/ Operators	IDI on behalf on GJEPC
2	03/03/2017 to 10/03/2017	Training provided to participants on how to run and operate the Laser Sawing Machinery	RASK - Visnagar	11	Artisans/ Operators	IDI on behalf of GJEPC
3	30/03/2017 to 02/04/2017	Technical Training programme conducted at RASK for Diamond Grading	RASK - Visnagar	22	Trade Members/ Artisans	IDI on behalf of GJEPC
4	03/08/2017	Training was provided to participants on Administrative activities such as Inward Outward of Documents, Documentation etc.  Participants were also trained on Production Module of the ERP Software "ODOO" for smoothening production process	GJEPC Surat Office	2	RASK Staff	GJEPC
5	28/11/2017 to 30/11/2017	Training on Planning and Marking Machinery as well as on 4P Machinery to improve the output of the product as requested by association members	RASK - Visnagar	10	Artisans, Operators	IDI on behalf of GJEPC
6	18/12/2017	Training on Diamond Screening Machinery	RASK - Visnagar	2	RASK Staff	Arotek Scientific Instruments on behalf of GJEPC
7	11/01/2018	Training on Screening Machine operation and its certification	IDI Office - Surat	2	RASK Staff	IDI on behalf of GJEPC
8	11/01/2018	Training on Accounting Practices and Accounts module of ERP	GJEPC Surat Office	1	RASK Staff	GJEPC
9	29/03/2018	Training on Accounting Practices and Accounts module of ERP	GJEPC Surat Office	1	RASK Staff	GJEPC
Total Attendees (Nos.)				<b>63</b>		



## **RATNA ABHUSHAN SUVIDHA KENDRA - PALANPUR**

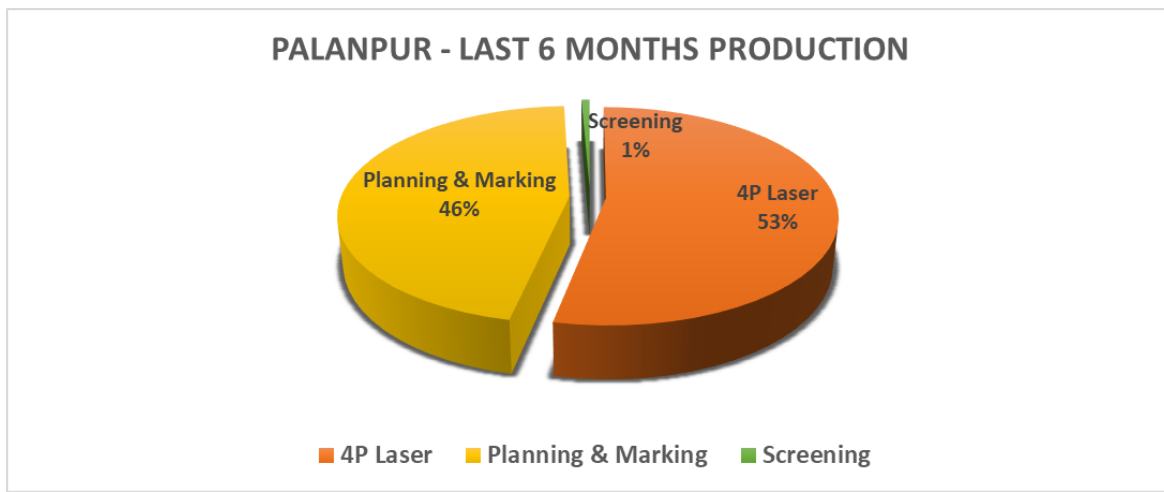
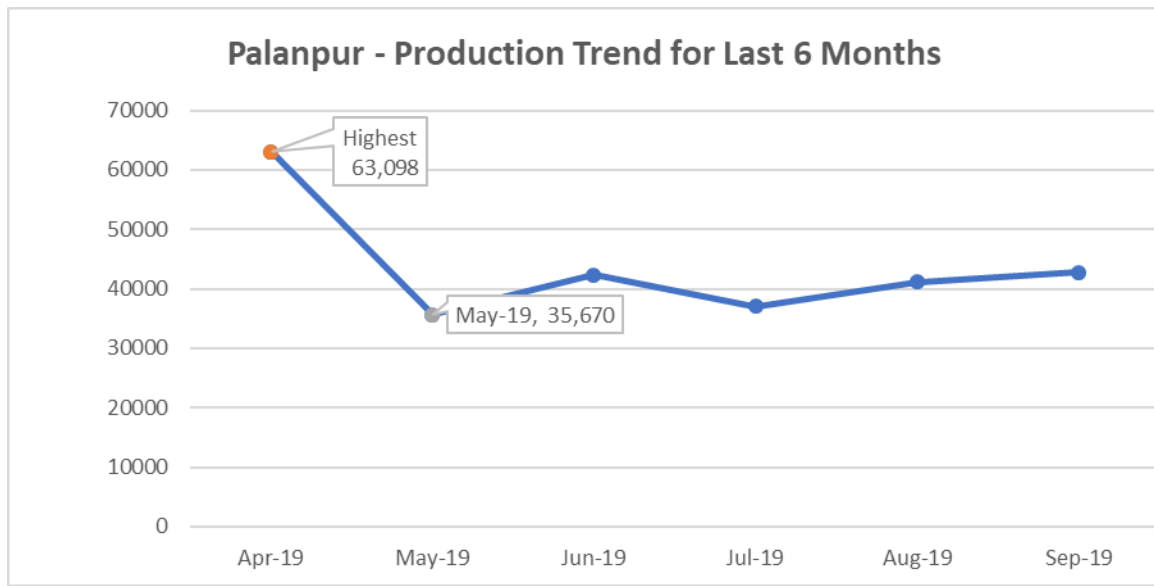
## PALANPUR - PRODUCTION & REVENUE DETAILS

**TABLE - A: SERVICE /MONTH WISE TOTAL PRODUCTION**

(PRODUCTION IS IN NOS/PCS.)

(Production Report is as per the Invoiced Pcs.)

Service / Month --->	Apr'19	May'19	Jun'19	Jul'19	Aug'19	Sep'19	TOTAL
4P Laser	32,600	20,179	25,878	18,904	20,738	21,337	1,39,636
Planning & Marking	30,052	15,240	16,150	17,905	20,030	21,232	1,20,609
Screening (Carats)	446	251	259	235	349	233	1,773
<b>Total</b>	<b>63,098</b>	<b>35,670</b>	<b>42,287</b>	<b>37,044</b>	<b>41,117</b>	<b>42,802</b>	<b>2,62,018</b>

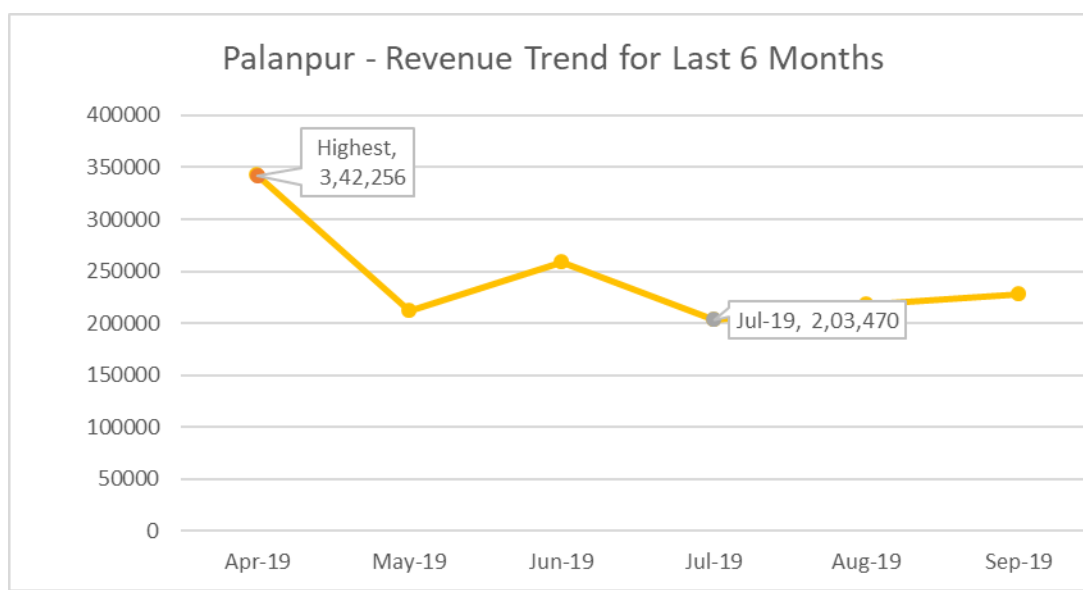
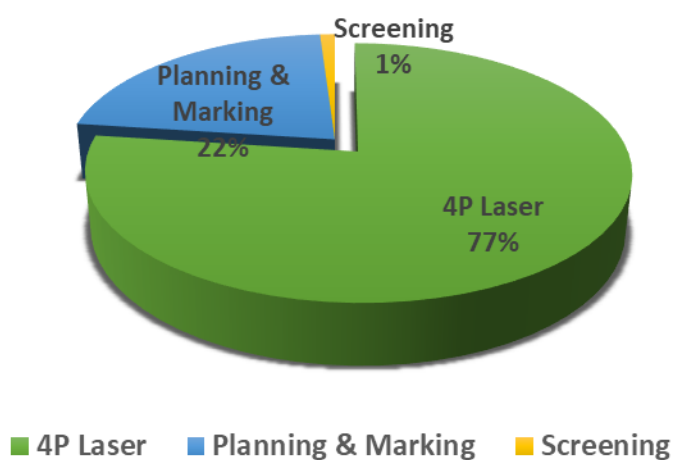


**TABLE - B: SERVICE / MONTH WISE TOTAL REVENUE**

(REVENUE IN RS.)

(Revenue Report is as per the Invoiced Pcs.)

Service / Month --->	Apr'19	May'19	Jun'19	Jul'19	Aug'19	Sep'19	TOTAL
4P Laser	2,59,846/-	1,68,755/-	2,13,848/-	1,53,415/-	1,60,145/-	1,69,895/-	11,25,904/-
Planning & Marking	78,629/-	40,871/-	42,199/-	48,064/-	54,442/-	55,496/-	3,19,701/-
Screening	3,781/-	2,239/-	2,194/-	1,991/-	2,959/-	2,009/-	15,172/-
Total	3,42,256/-	2,11,865/-	2,58,241/-	2,03,470/-	2,17,546/-	2,27,400/-	14,60,777/-

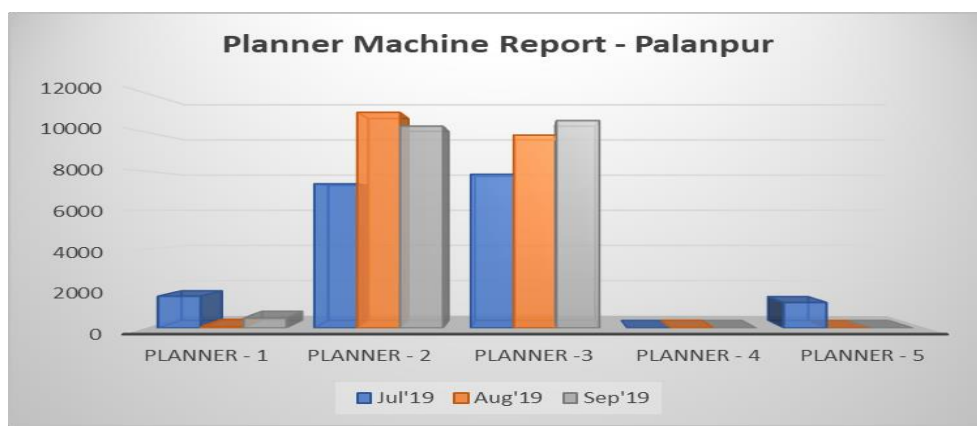
**PALANPUR - LAST 6 MONTHS REVENUE**

## Machine wise / Month wise Production Report

**TABLE - C: For Planning & Marking Machine (In Nos.)**

(For Machine wise Report data is as per the Processed Pcs.)

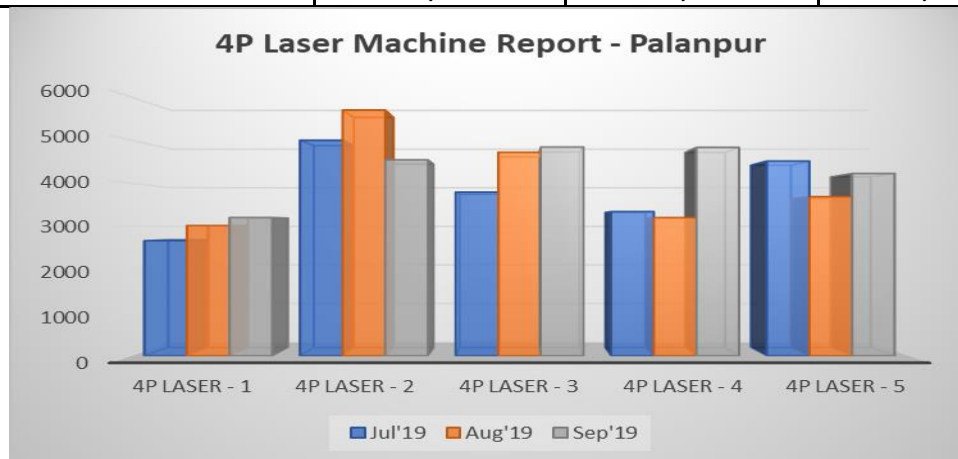
Planner Machine / Month --->	Jul'19	Aug'19	Sep'19
Planner - 1	1,620	65	502
Planner - 2	7,350	10,990	10,287
Planner -3	7,832	9,830	10,569
Planner - 4	-	17	-
Planner - 5	1,300	-	-
<b>Total</b>	<b>18,102</b>	<b>20,902</b>	<b>21,358</b>



**TABLE - D: For 4P Laser Machine (In Nos.)**

(For Machine wise Report data is as per the Processed Pcs.)

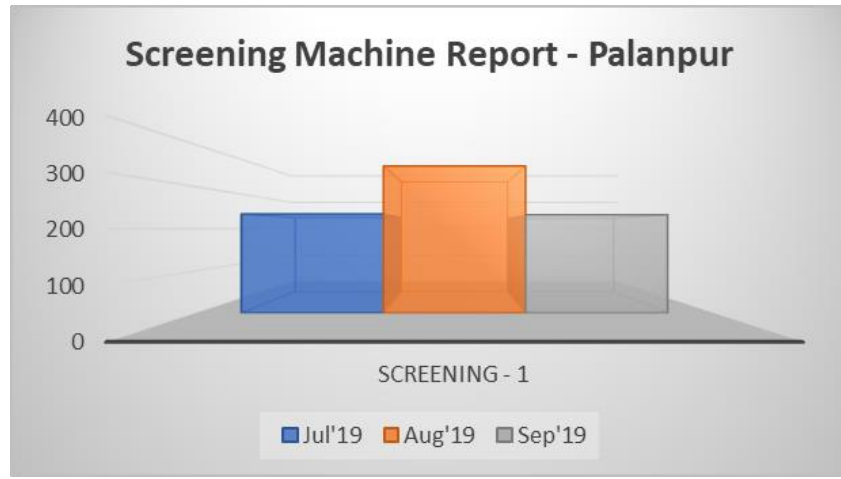
4P Laser Machine / Month --->	Jul'19	Aug'19	Sep'19
4P Laser - 1	2,667	3,018	3,204
4P Laser - 2	4,993	5,692	4,541
4P Laser - 3	3,793	4,716	4,837
4P Laser - 4	3,341	3,203	4,829
4P Laser - 5	4,511	3,686	4,224
<b>Total</b>	<b>19,305</b>	<b>20,315</b>	<b>21,635</b>



**TABLE - E: For Screening Machine (In Car.)**

(For Machine wise Report data is as per the Processed Pcs.)

Planner Machine / Month --->	Jul'19	Aug'19	Sep'19
Screening - 1	235	349	233
Total	235	349	233



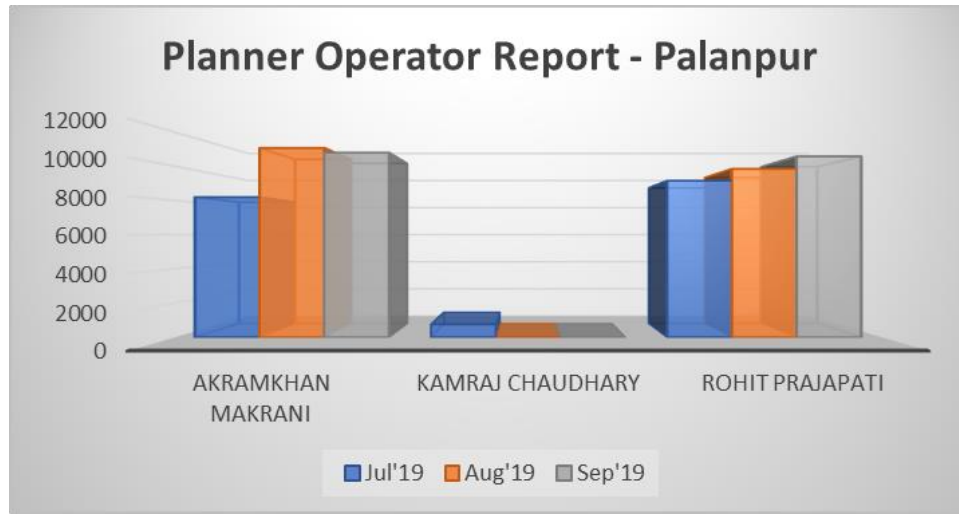


## Operator wise / Month wise Production Report

**TABLE - F: For Planning & Marking Service (In Nos.)**

(For Operator wise Report data is as per the Processed Pcs.)

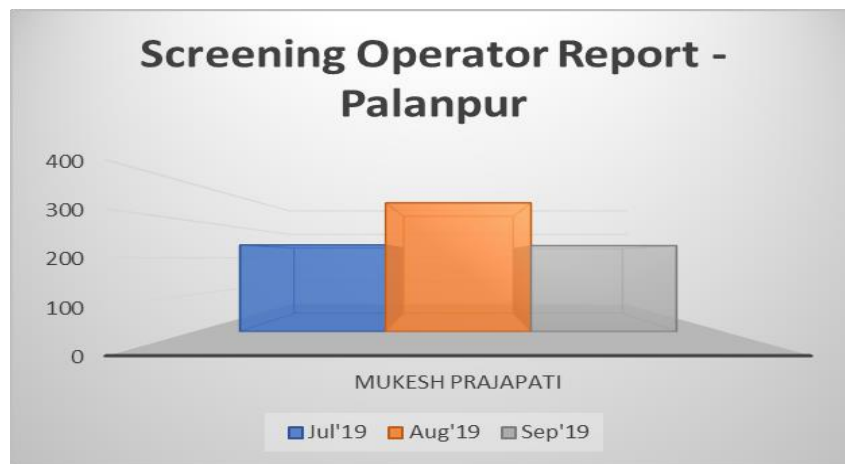
Operator / Month --->	Jul'19	Aug'19	Sep'19
Akramkhan Makrani	8,188	11,063	10,789
Kamraj Chaudhary	768	-	-
Rohit Prajapati	9,146	9,839	10,569
<b>Total</b>	<b>18,102</b>	<b>20,902</b>	<b>21,358</b>



**TABLE - G: For Screening Service (In Car.)**

(For Operator wise Report data is as per the Processed Pcs.)

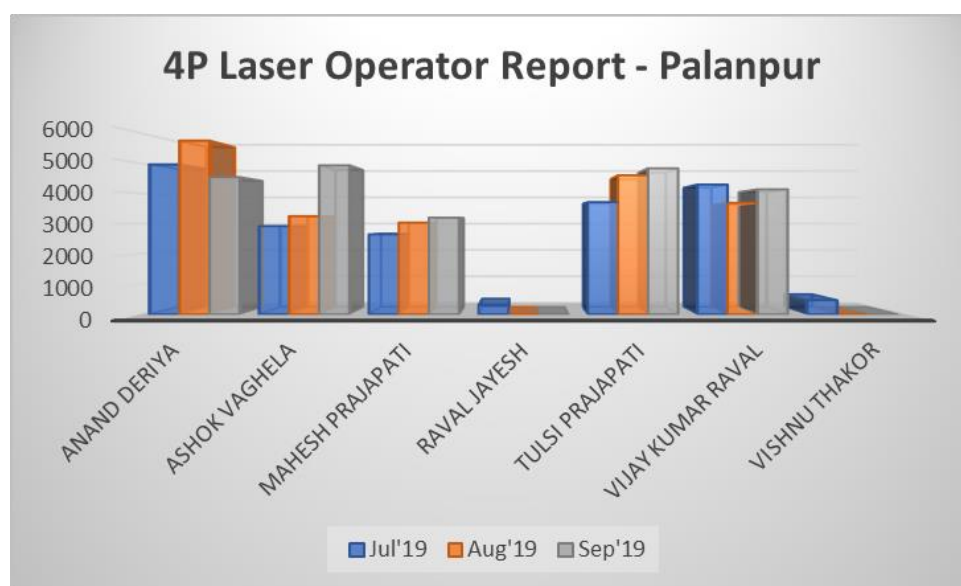
Operator / Month --->	Jul'19	Aug'19	Sep'19
Mukesh Prajapati	235	349	233
<b>Total</b>	<b>235</b>	<b>349</b>	<b>233</b>



**TABLE - H: For 4P Laser Service (In Nos.)**

(For Operator wise Report data is as per the Processed Pcs.)

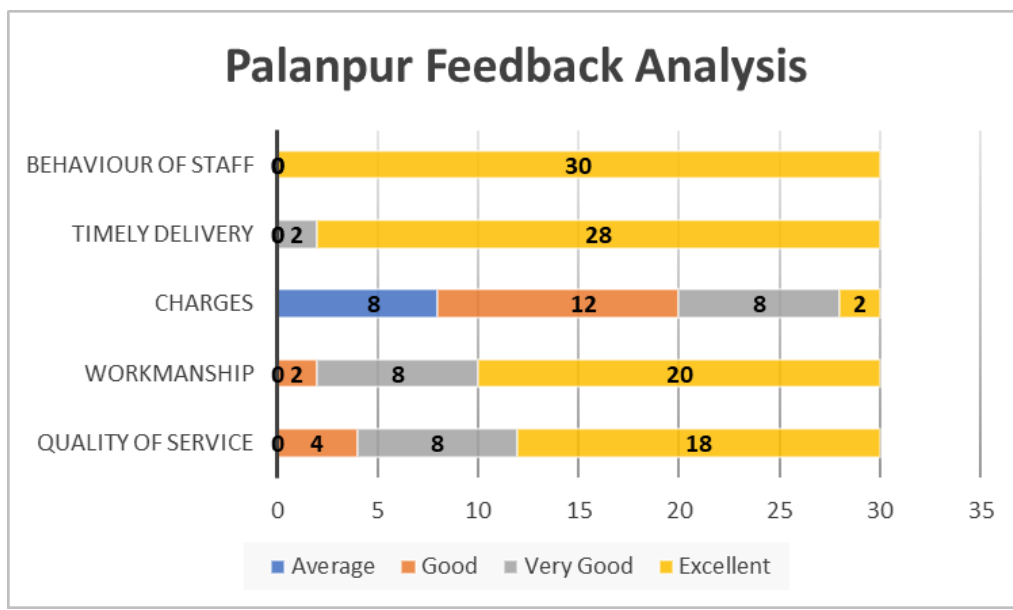
Operator / Month ---->	Jul'19	Aug'19	Sep'19
Anand Deriya	4,957	5,744	4,539
Ashok Vaghela	2,920	3,250	4,929
Mahesh Prajapati	2,647	3,036	3,204
Raval Jayesh	308	-	-
Tulsi Prajapati	3,713	4,599	4,827
Vijay Kumar Raval	4,293	3,686	4,136
Vishnu Thakor	467	-	-
<b>Total</b>	<b>19,305</b>	<b>20,315</b>	<b>21,635</b>



## FEEDBACK ANALYSIS

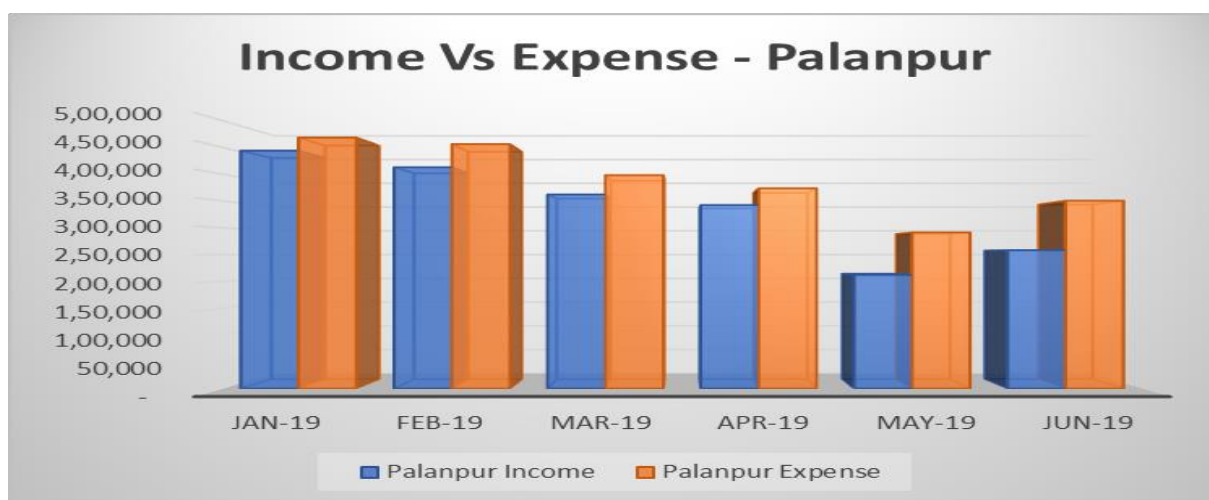
**Feedback Analysis for RASK - Palanpur on the basis of the 30-response received from members over the period of Jul'19 to Sep'19**

Criteria	Average	Good	Very Good	Excellent
Quality of Service	0	4	8	18
Workmanship	0	2	8	20
Charges	8	12	8	2
Timely Delivery	0	0	2	28
Behaviour of Staff	0	0	0	30



### Income Expense Statement - Palanpur

Income	Jan'19	Feb'19	Mar'19	Apr'19	May'19	Jun'19
Revenue from Services (Planning & Marking, 4P, Laser, Screening etc)	4,43,726	4,12,817	3,61,975	3,42,255	2,11,865	2,58,241
<b>Total Income (A)</b>	<b>4,43,726</b>	<b>4,12,817</b>	<b>3,61,975</b>	<b>3,42,255</b>	<b>2,11,865</b>	<b>2,58,241</b>
<b>Expenses</b>						
Employee Salary Expense	2,91,012	2,71,252	2,47,563	2,30,034	1,67,655	1,91,327
House Keeping Expenses	3,778	4,827	3,353	4,126	2,768	3,606
Electricity Expense	51,013	80,966	52,344	65,584	52,256	61,342
Office Expense	-	480	-	-	100	600
Telephone Expense	299	299	598	-	299	299
Internet Expense	-	-	3,051	-	-	-
Courier & Postage Expense	30	30	-	30	-	-
Stationary Expense	-	-	7,000	-	-	-
Office Rent	25,000	25,000	25,000	25,000	50,000	50,000
Travelling & Conveyance / Transport	10,600	170	-	350	396	-
Machinery Expense	5,990	5,300	2,100	100	1,100	13,140
Professional Fees Expense	-	-	6,000	-	-	-
P.F. Contribution	3,089	3,064	2,932	3,338	1,432	2,090
GJEPC Admin Charges	22,186	20,641	18,099	17,113	10,593	12,912
Security Expenses	-	-	-	-	-	-
News & Magazine Expense	260	260	-	550	280	280
Commission & Brokerage	45,164	41,432	28,360	25,200		11,756
Staff & Welfare Expenses	-	-	-	-	-	-
Repairing & Maintenance Expenses	9,761	2,180	1,700	2,200	4,500	3,000
<b>Total Expenses (B)</b>	<b>4,68,182</b>	<b>4,55,901</b>	<b>3,98,100</b>	<b>3,73,625</b>	<b>2,91,379</b>	<b>3,50,352</b>
<b>Net Income (A-B)</b>	<b>-24,456</b>	<b>-43,084</b>	<b>-36,125</b>	<b>-31,370</b>	<b>-79,514</b>	<b>-92,111</b>



## Details on Training Sessions

### Palanpur Centre

Sr. No.	Date	Training on	Location	Attendees (Nos)	Nature of Attendees	Conducted By
1	01/06/2017 to 10/06/2017	Training was provided to participants on how to run and operate Planning & Marking Machinery and 4P Machinery	RASK - Palanpur	33	Operators, Artisans, RASK Staff	IDI on behalf of GJEPC
2	30/08/2017	Training was provided to participants on Administrative activities such as Inward Outward of Documents, Documentation etc.  Participants were also trained on Production Module of the ERP Software "ODOO" for smoothening production process	GJEPC Surat Office	3	RASK Staff	GJEPC
3	19/12/2017	Training on Diamond Screening Machinery	RASK - Palanpur	1	RASK Staff	Arotek Scientific Instruments on behalf of GJEPC
4	11/01/2018	Training on Screening Machine operation and its certification	IDI Office - Surat	2	RASK Staff	IDI on behalf of GJEPC
5	11/01/2018	Training on Accounting Practices and Accounts module of ERP	GJEPC Surat Office	1	RASK Staff	GJEPC
6	29/03/2018	Training on Accounting Practices and Accounts module of ERP	GJEPC Surat Office	1	RASK Staff	GJEPC
7	10/08/2019	Training on Laser Sawing Machine	RASK – Palanpur	2	RASK Staff	IDI on behalf of GJEPC
Total Attendees (Nos.)				<b><u>43</u></b>		



## **RATNA ABHUSHAN SUVIDHA KENDRA - AMRELI**

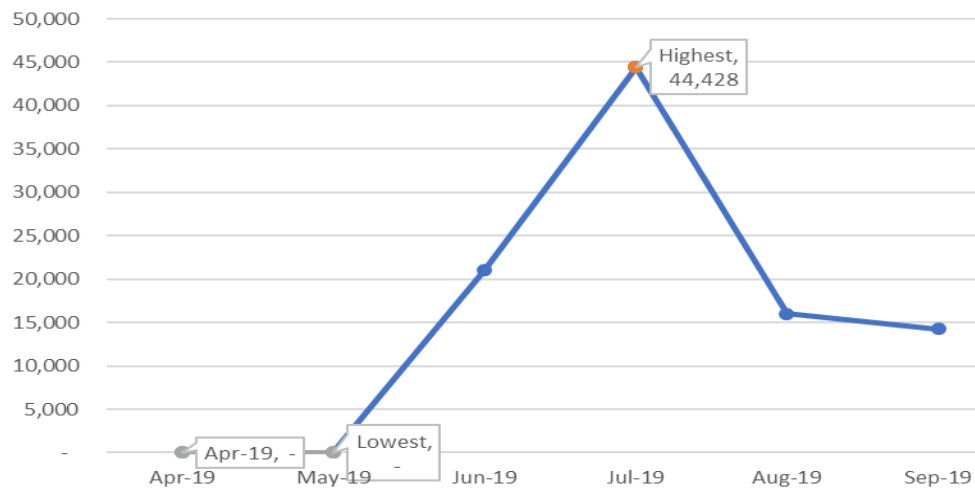
## AMRELI - PRODUCTION & REVENUE DETAILS

**TABLE - A: SERVICE /MONTH WISE TOTAL PRODUCTION**

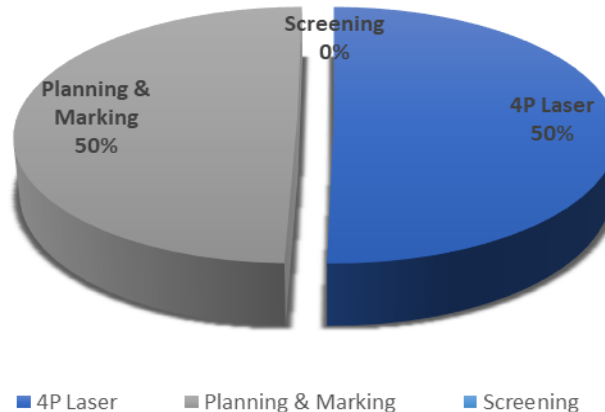
(PRODUCTION IS IN NOS/PCS.)

Service / Month --->	Apr'19	May'19	Jun'19	Jul'19	Aug'19	Sep'19	TOTAL
4P Laser	-	-	11,891	20,897	8,070	7,325	48,183
Planning & Marking	-	-	9,155	23,531	7,922	6,942	47,550
Screening (Carats)	-	-	-	-	-	-	-
Total	-	-	21,046	44,428	15,992	14,267	95,733

**Amreli - Production Trend for Last 6 Months**

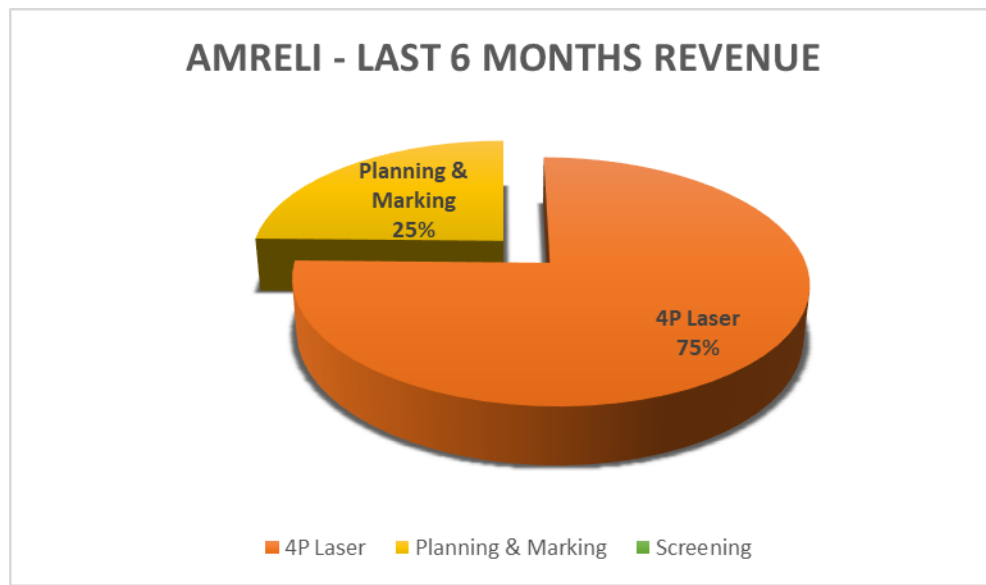
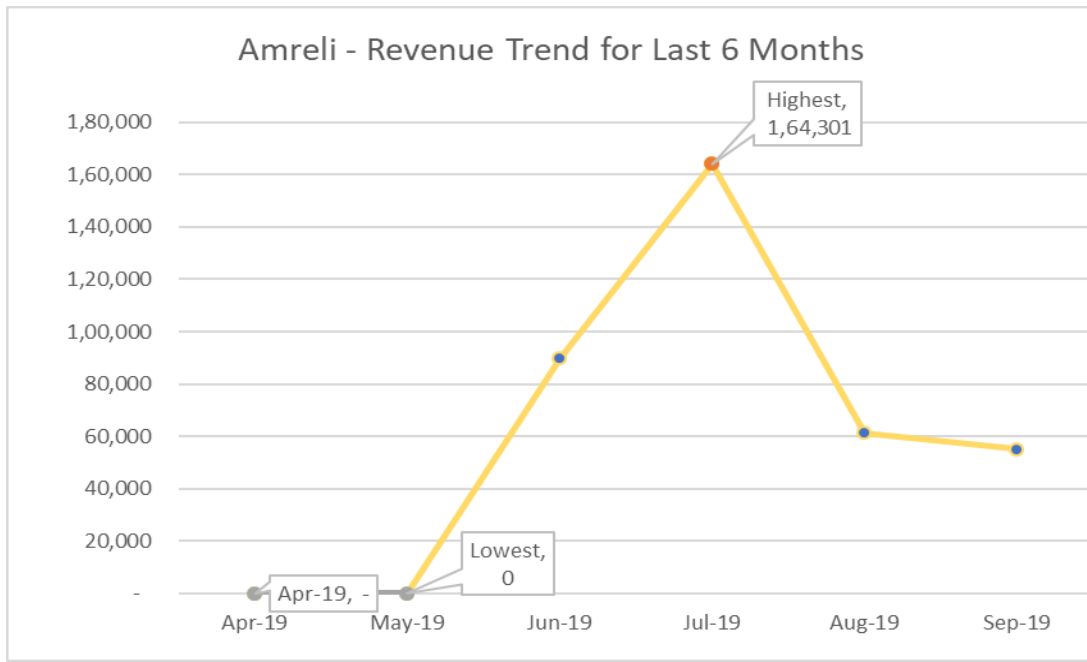


**AMRELI - LAST 6 MONTHS PRODUCTION**



**TABLE - B: SERVICE / MONTH WISE TOTAL REVENUE**

(REVENUE IN RS.)							
Service / Month --->	Apr'19	May'19	Jun'19	Jul'19	Aug'19	Sep'19	TOTAL
4P Laser	-	-	71,523/-	1,19,491/-	46,213/-	41,870/-	2,79,097/-
Planning & Marking	-	-	18,344/-	44,810/-	15,131/-	13,216/-	91,501/-
Screening	-	-	-	-	-	-	-
Total	-	-	89,867/-	1,64,301/-	61,344/-	55,086/-	3,70,598/-



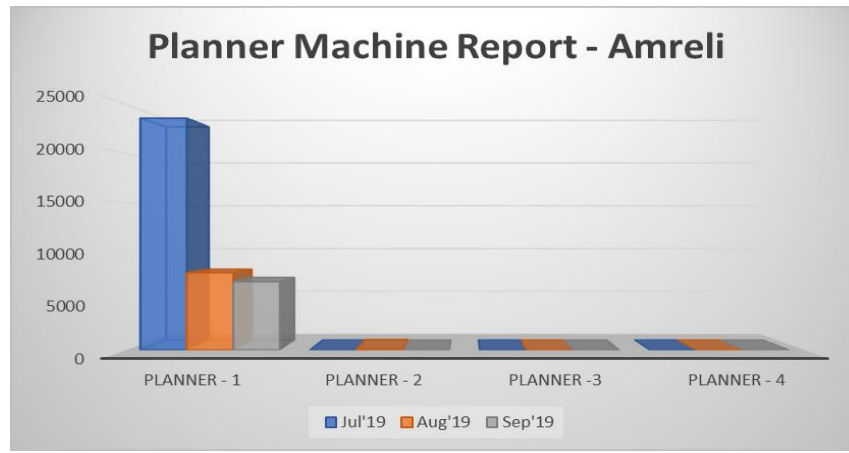


## Machine wise / Month wise Production Report

**TABLE - C: For Planning & Marking Machine (In Nos.)**

(For Machine wise Report data is as per the Processed Pcs.)

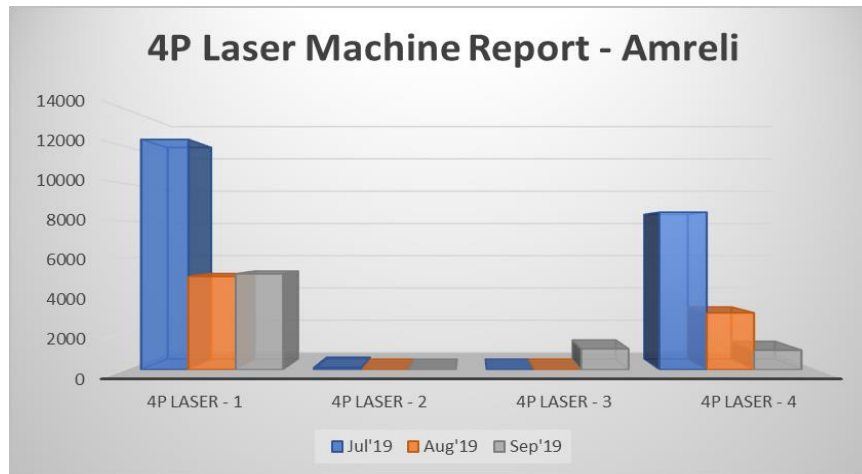
Planner Machine / Month --->	Jul'19	Aug'19	Sep'19
Planner - 1	23,580	7,856	6,942
Planner - 2	0	66	0
Planner - 3	0	0	0
Planner - 4	0	0	0
<b>Total</b>	<b>23,580</b>	<b>7,922</b>	<b>6,942</b>



**TABLE - D: For 4P Laser Machine (In Nos.)**

(For Machine wise Report data is as per the Processed Pcs.)

4P Laser Machine / Month --->	Jul'19	Aug'19	Sep'19
4P Laser - 1	12,379	5,013	5,157
4P Laser - 2	111	-	-
4P Laser - 3	-	-	1,120
4P Laser - 4	8,469	3,057	1,048
<b>Total</b>	<b>20,959</b>	<b>8,070</b>	<b>7,325</b>

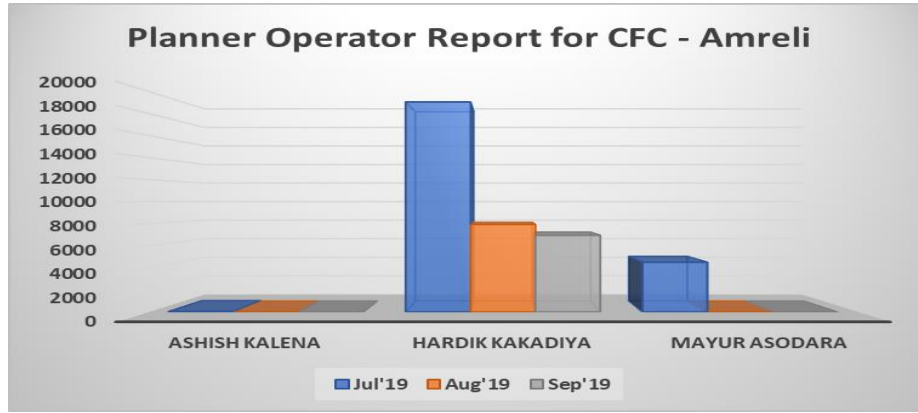


## Operator wise / Month wise Production Report

**TABLE - F: For Planning & Marking Service (In Nos.)**

(For Operator wise Report data is as per the Processed Pcs.)

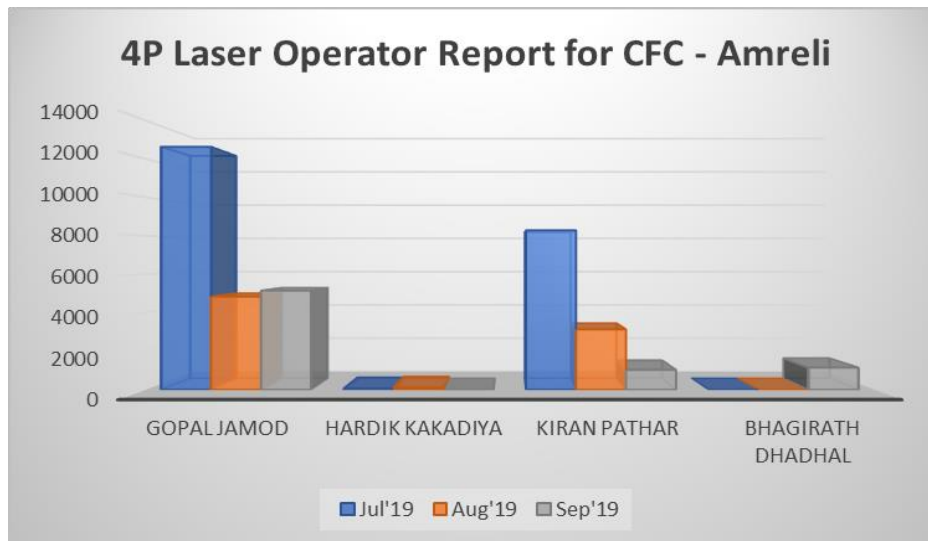
Operator / Month --->	Jul'19	Aug'19	Sep'19
Ashish Kalena	50	-	-
Hardik Kakadiya	19,026	7,922	6,942
Mayur Asodara	4,504	-	-
<b>Total</b>	<b>23,580</b>	<b>7,922</b>	<b>6,942</b>



**TABLE - H: For 4P Laser Service (In Nos.)**

(For Operator wise Report data is as per the Processed Pcs.)

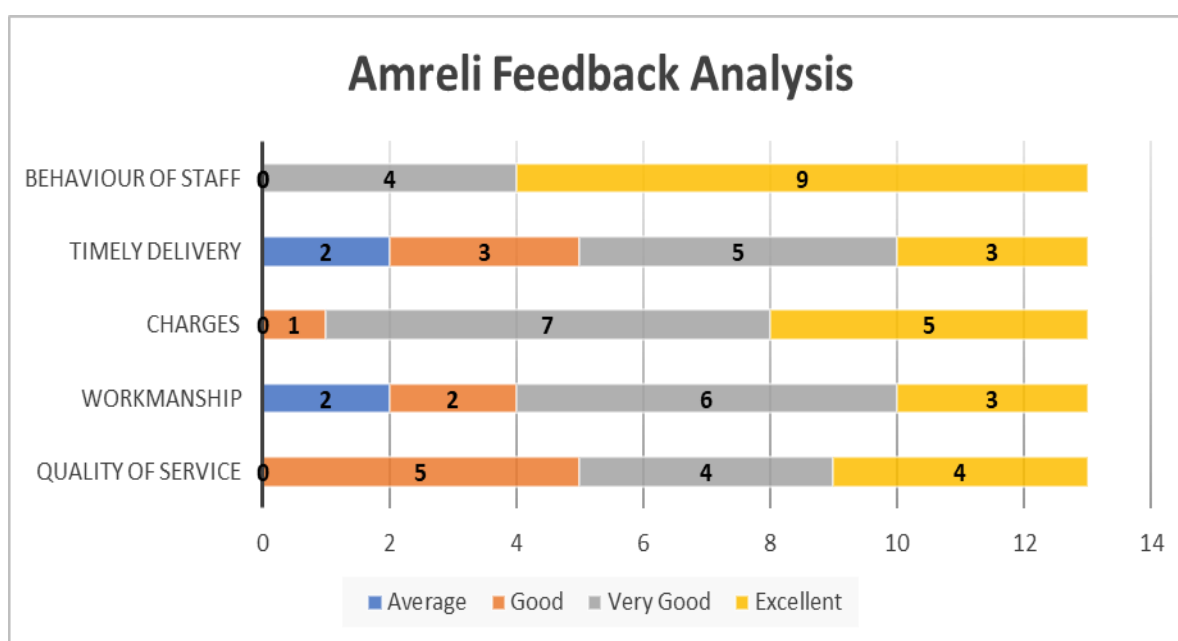
Operator / Month --->	Jul'19	Aug'19	Sep'19
Gopal Jamod	12,617	4,833	5,147
Hardik Kakadiya	58	105	-
Kiran Pathar	8,284	3,132	1,029
Bhagirath Dhadhal	-	-	1,149
<b>Total</b>	<b>20,959</b>	<b>8,070</b>	<b>7,325</b>



## FEEDBACK ANALYSIS

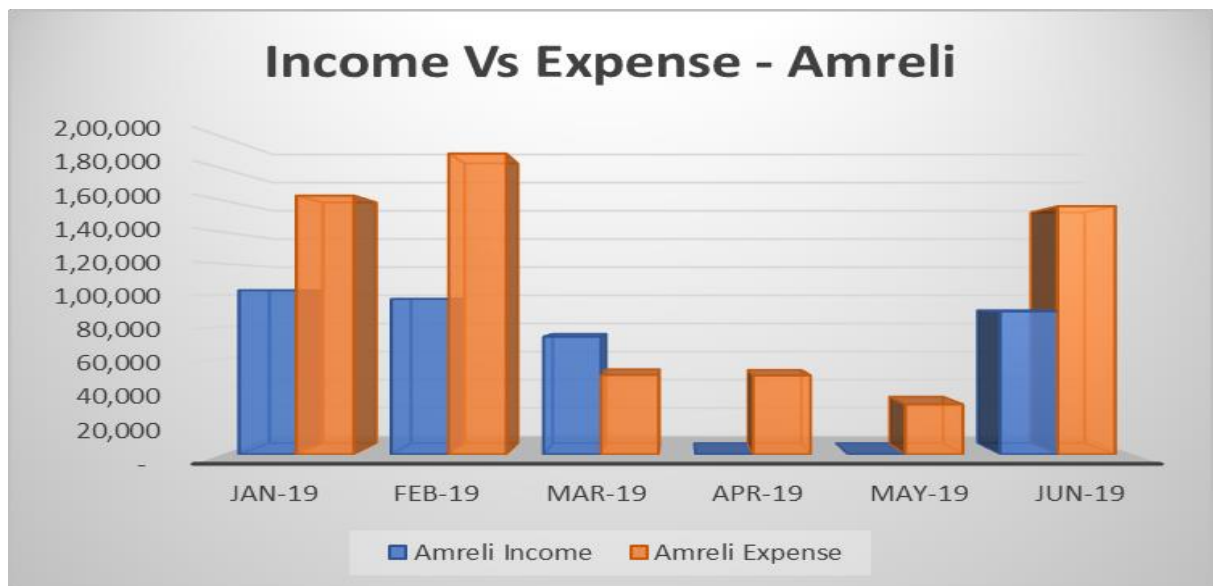
**Feedback Analysis for RASK - Amreli on the basis of the response received from 13 members from Jul'19 to Sep'19**

Criteria	Average	Good	Very Good	Excellent
Quality of Service	0	5	4	4
Workmanship	2	2	6	3
Charges	0	1	7	5
Timely Delivery	2	3	5	3
Behaviour of Staff	0	0	4	9



### Income Expense Statement - Amreli

Income	Apr'19	May'19	Jun'19	Jul'19	Aug'19	Sep'19
Revenue from Services (Planning & Marking, 4P, Laser, Screening etc)	-	-	85,386	164301	61344	55,087
<b>Total Income (A)</b>	<b>-</b>	<b>-</b>	<b>85,386</b>	<b>1,64,301</b>	<b>61,344</b>	<b>55,087</b>
<b>Expenses</b>						
Employee Salary Expense	-	-	80,987	128320	82122	69,737
House Keeping Expenses	-	-	-	-	-	-
Electricity Expense	29,273	11,155	18,265	34,710	39,123	24,030
Office Expense	-	-	-	13720	3200	20
Telephone Expense	354	354	-	764	401	401
Courier & Postage Expense	-	-	-	120	180	330
Stationary Expense	-	-	1,560	-	205	-
Internet Expense	-	-	1,278	1278	1278	1,278
Office Rent	20,000	20,000	20,000	20,000	20,000	20,000
Travelling & Conveyance	-	-	3,200	-	-	-
Insurance Expense	-	-	4,328	4328	4328	4,328
Hospitality Expenses	-	-	858	6903	495	-
Machinery Expense	-	-	2,200	-	-	-
Professional Fees Expense	-	-	18,440	6000	-	-
P.F. Contribution	-	-	2,747	7477	3598	-
Provision for GJEPC Admin Charges	-	-	2,134	4107	3067	2,754
<b>Total Expenses (B)</b>	<b>49,627</b>	<b>31,509</b>	<b>1,55,988</b>	<b>2,27,727</b>	<b>1,57,997</b>	<b>1,22,878</b>
<b>Net Income (A-B)</b>	<b>-49,627</b>	<b>-31,509</b>	<b>-70,602</b>	<b>-63,426</b>	<b>-96,653</b>	<b>-67,791</b>



## Details on Training Sessions

### Amreli Centre

Sr. No.	Date	Training on	Location	Attendees (Nos)	Nature of Attendees	Conducted By
1	01/03/2018	Participants were trained on Production Module of the ERP Software "ODOO" for smoothening production process	RASK - Amreli	15	Operators, Artisans, RASK Staff	GJEPC
2	22/03/2018	Training on Accounting Practices and Accounts module of ERP	GJEPC Surat Office	2	RASK Staff	GJEPC
3	03/06/2019	Training on Production Module of the ERP software "ODOO"	RASK - Amreli	5	Operators, Artisans, RASK Staff	GJEPC
Total Attendees (Nos.)				<b><u>22</u></b>		



---

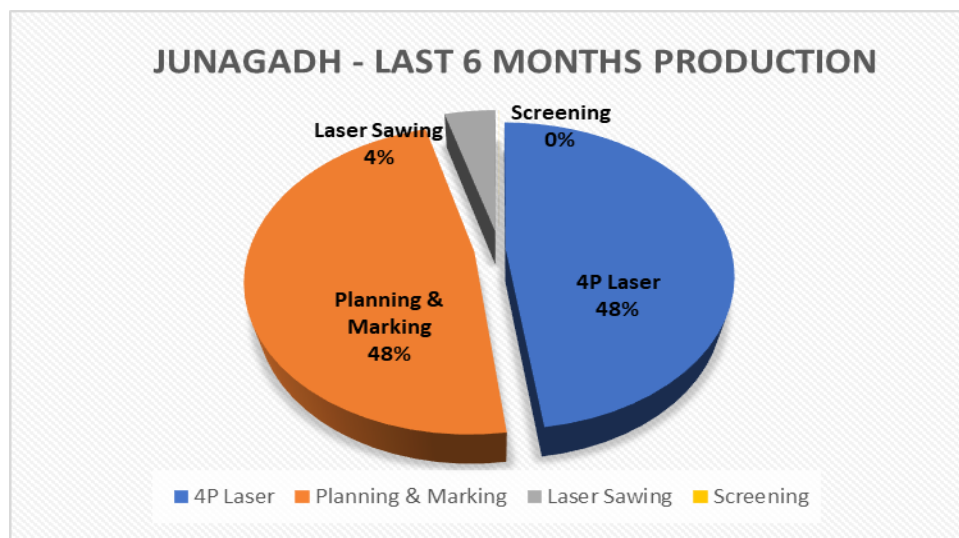
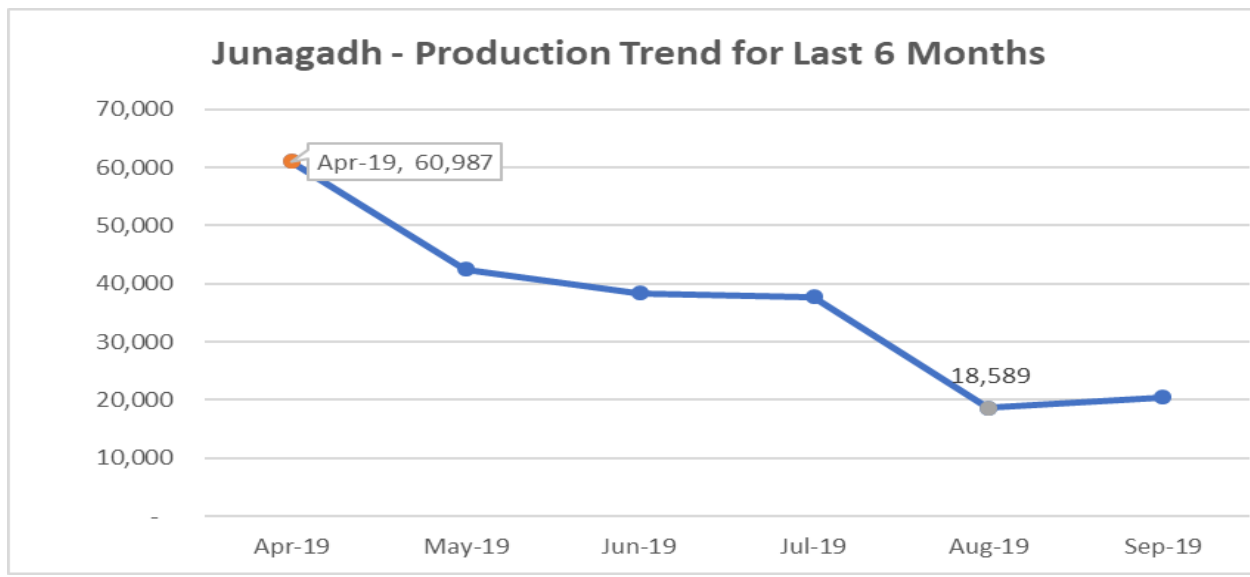
## **RATNA ABHUSHAN SUVIDHA KENDRA - JUNAGADH**

## JUNAGADH - PRODUCTION & REVENUE DETAILS

**TABLE - A: SERVICE /MONTH WISE TOTAL PRODUCTION**

(PRODUCTION IS IN NOS/PCS.)

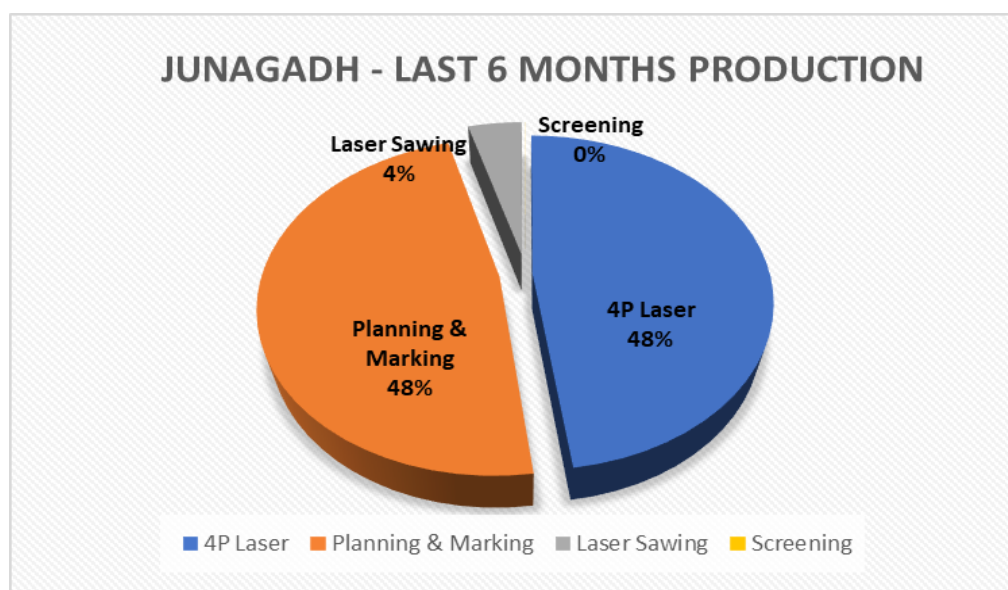
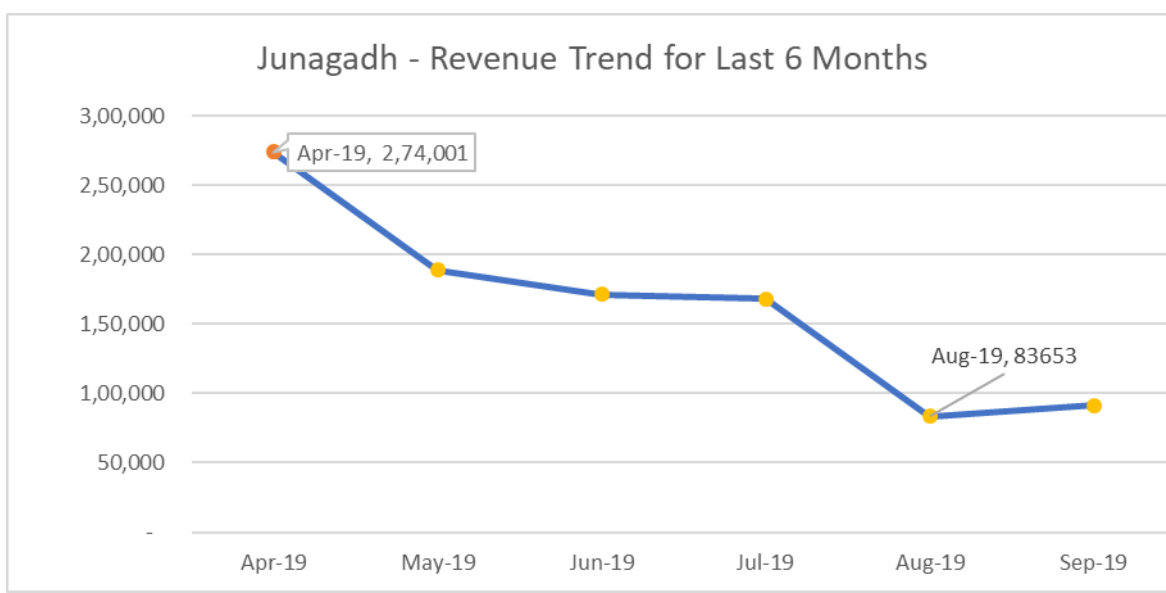
Service / Month --->	Apr'19	May'19	Jun'19	Jul'19	Aug'19	Sep'19	TOTAL
4P Laser	28,482	20,099	184,70	17,929	9,289	10,217	1,04,486
Planning & Marking	28,482	20,083	18,470	17,929	9,289	10,217	1,04,470
Laser Sawing	4,007	2,240	1,410	1,850	8	-	9,515
Screening (Carats)	16	1	10	10	3	-	40
<b>Total</b>	<b>60,987</b>	<b>42,423</b>	<b>38,360</b>	<b>37,718</b>	<b>18,589</b>	<b>20,434</b>	<b>2,18,511</b>



**TABLE - F: SERVICE / MONTH WISE TOTAL REVENUE**

(REVENUE IN RS.)

Service / Month -->	Apr'19	May'19	Jun'19	Jul'19	Aug'19	Sep'19	TOTAL
4P Laser	1,86,258/-	1,30,644/-	1,20,055/-	44,823/-	60,379/-	66,021/-	6,08,180/-
Planning & Marking	72,330/-	50,208/-	46,175/-	1,16,539-	23,222/-	25,393/-	3,33,867/-
Laser Sawing	15,319/-	7,840/-	4,935/-	6,475/-	28/-	-	34,597/-
Screening	94/-	10/-	81/-	80-	24-	-	289-
<b>Total</b>	<b>2,74,001/-</b>	<b>1,88,702</b>	<b>1,71,246/-</b>	<b>1,67,917/-</b>	<b>83,653/-</b>	<b>91,414-</b>	<b>9,76,933/-</b>



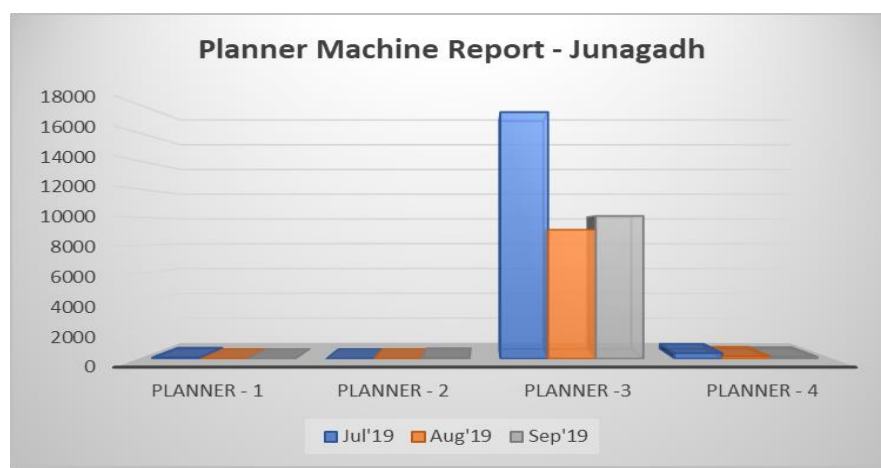


## Machine wise / Month wise Production Report

**TABLE - C: For Planning & Marking Machine (In Nos.)**

(For Machine wise Report data is as per the Processed Pcs.)

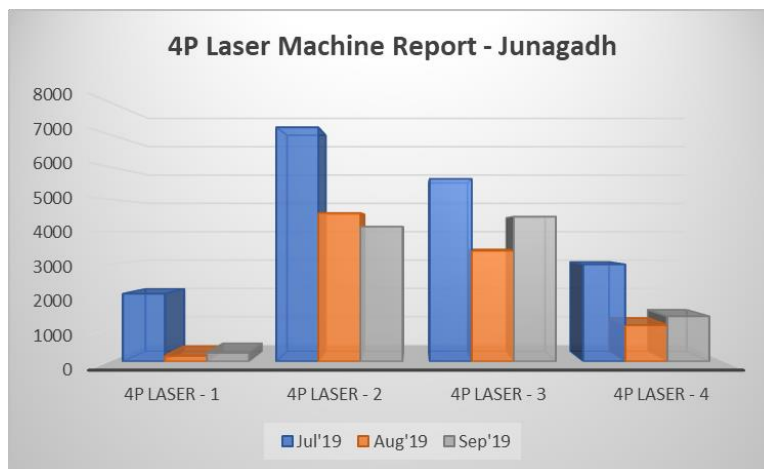
Planner Machine / Month --->	Jul'19	Aug'19	Sep'19
Planner - 1	104	-	-
Planner - 2	-	-	54
Planner - 3	17,427	9,116	10,090
Planner - 4	398	173	141
<b>Total</b>	<b>17,929</b>	<b>9,289</b>	<b>10,285</b>



**TABLE - D: For 4P Laser Machine (In Nos.)**

(For Machine wise Report data is as per the Processed Pcs.)

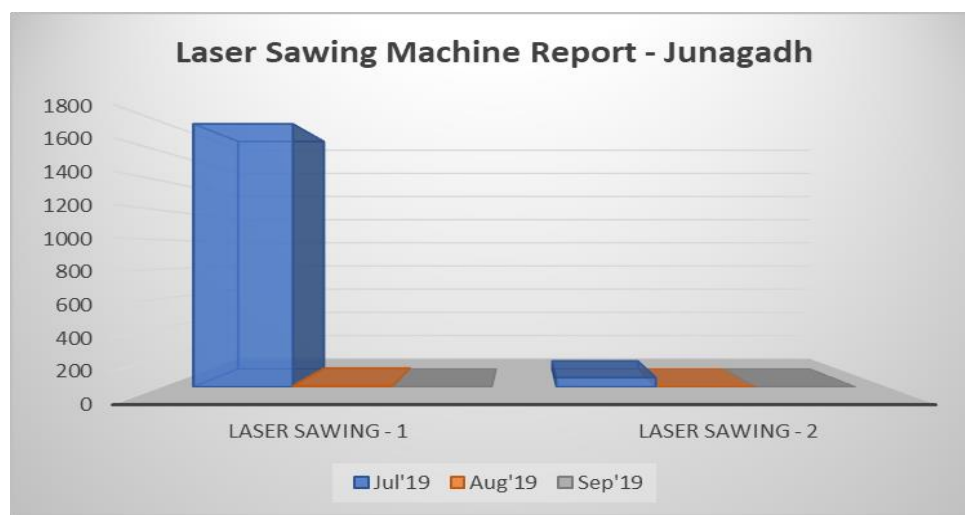
4P Laser Machine / Month --->	Jul'19	Aug'19	Sep'19
4P Laser - 1	2,090	178	270
4P Laser - 2	7,219	4,578	4,158
4P Laser - 3	5,628	3,412	4,465
4P Laser - 4	2,992	1,121	1,392
<b>Total</b>	<b>17,929</b>	<b>9,289</b>	<b>10,285</b>



**TABLE - E: For Laser Sawing Machine (In Nos.)**

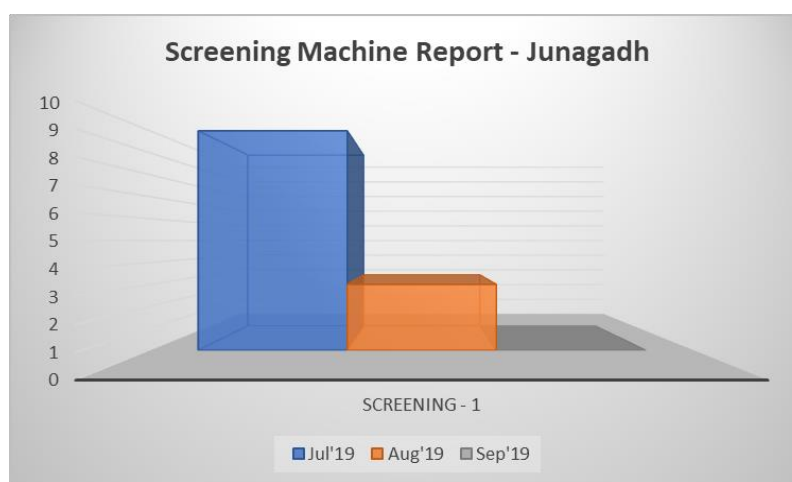
(For Machine wise Report data is as per the Processed Pcs.)

4P Laser Machine / Month --->	Jul'19	Aug'19	Sep'19
Laser Sawing - 1	1,786	8	-
Laser Sawing - 2	64	-	-
<b>Total</b>	<b>1,850</b>	<b>8</b>	<b>-</b>

**TABLE - F: For Screening Machine (In Carat)**

(For Machine wise Report data is as per the Processed Pcs.)

4P Laser Machine / Month --->	Jul'19	Aug'19	Sep'19
Screening - 1	10	3	-
<b>Total</b>	<b>10</b>	<b>3</b>	<b>-</b>

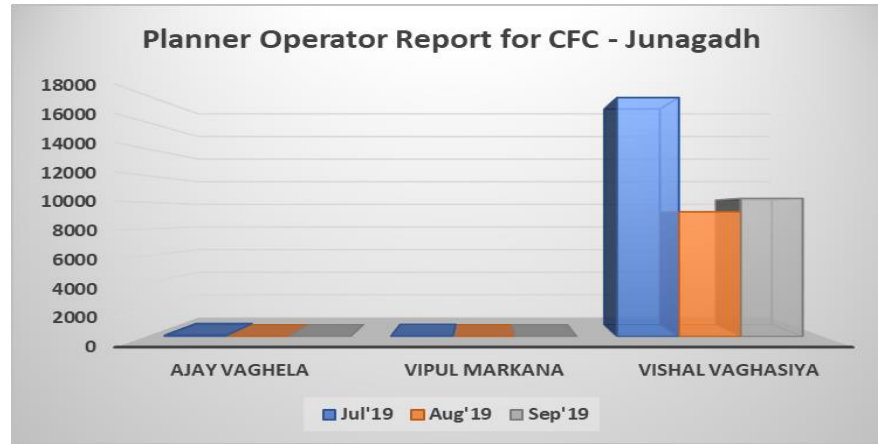


## Operator wise / Month wise Production Report

**TABLE - G: For Planning & Marking Service (In Nos.)**

(For Operator wise Report data is as per the Processed Pcs.)

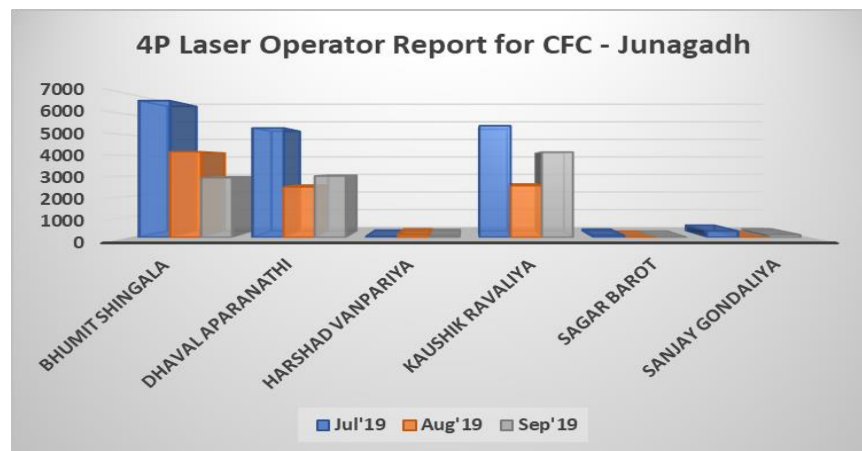
Operator / Month --->	Jul'19	Aug'19	Sep'19
Ajay Vaghela	104	-	-
Vipul Markana	35	-	-
Vishal Vaghasiya	17,790	9,289	10,285
<b>Total</b>	<b>17,929</b>	<b>9,289</b>	<b>10,285</b>



**TABLE - H: For 4P Laser Service (In Nos.)**

(For Operator wise Report data is as per the Processed Pcs.)

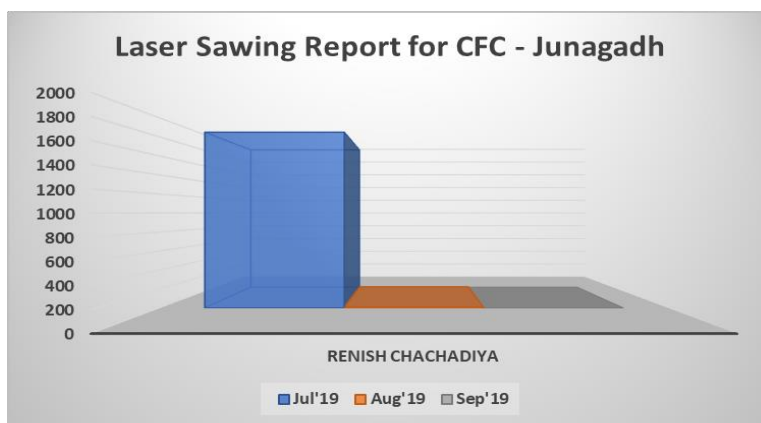
Operator / Month --->	Jul'19	Aug'19	Sep'19
Bhumit Shingala	6,673	4,179	2,913
Dhaval Aparanathi	5,340	2,467	2,996
Harshad Vanpariya	50	119	85
Kaushik Ravaliya	5,449	2,524	4,163
Sagar Barot	102	-	-
Sanjay Gondaliya	315	-	128
<b>Total</b>	<b>17,929</b>	<b>9,289</b>	<b>10,285</b>



**TABLE - I: For Laser Sawing Service (In Nos.)**

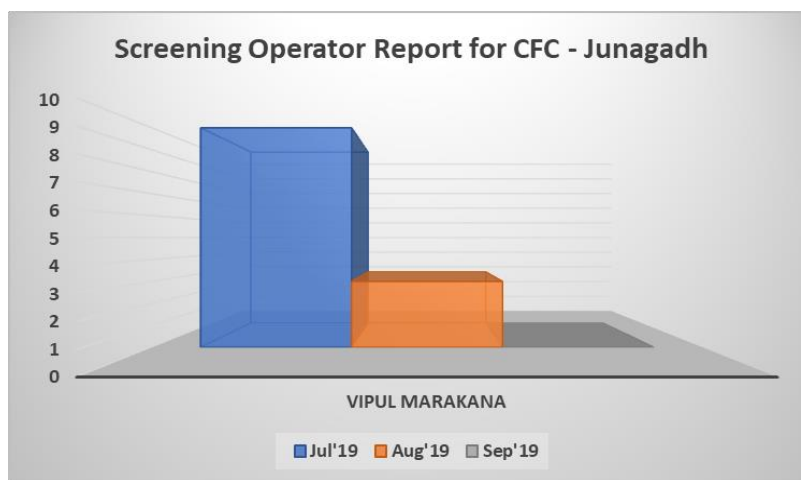
(For Machine wise Report data is as per the Processed Pcs.)

Operator / Month --->	Jul'19	Aug'19	Sep'19
Renish Chachadiya	1,850	8	-
Total	1,850	8	-

**TABLE - J: For Screening Service (In Car.)**

(For Operator wise Report data is as per the Processed Pcs.)

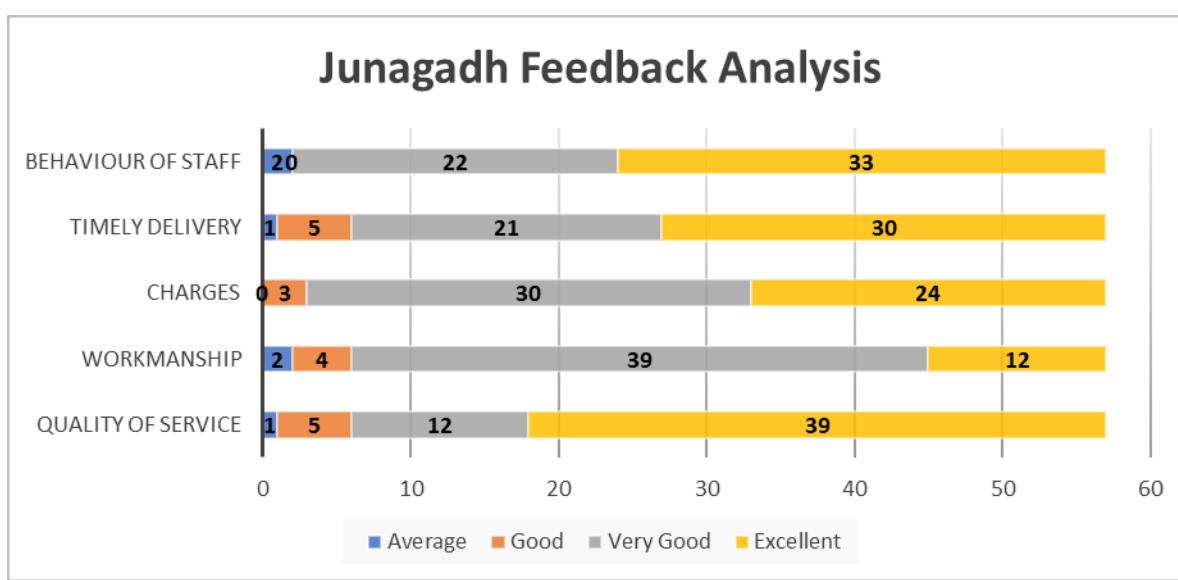
Operator / Month --->	Jul'19	Aug'19	Sep'19
Vipul Marakana	10	3	-
Total	10	3	-



## FEEDBACK ANALYSIS

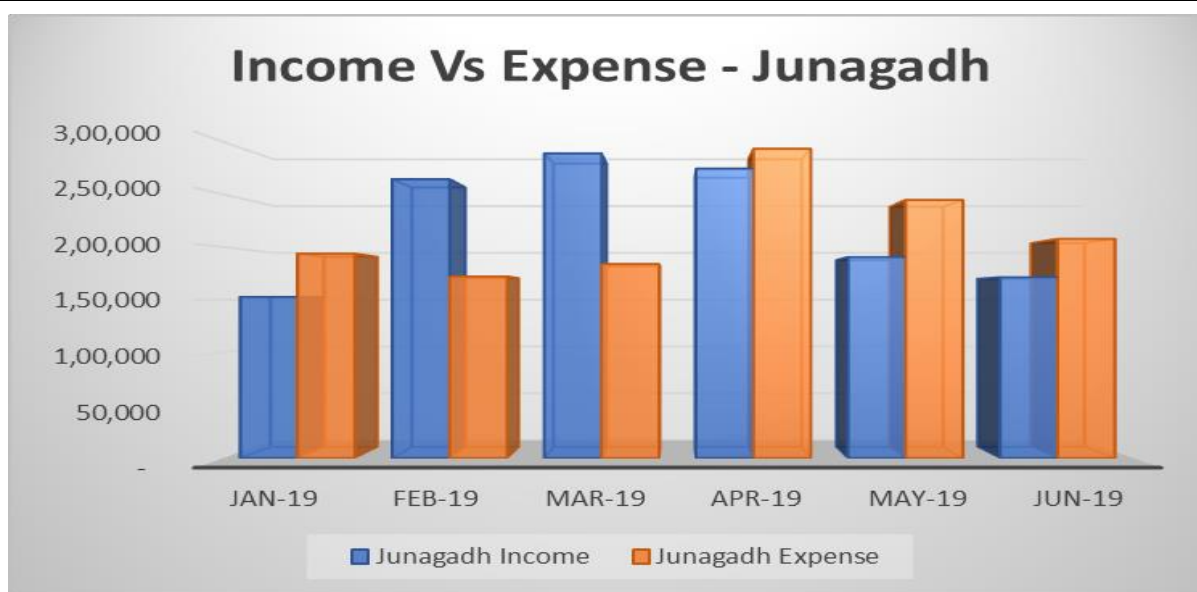
**Feedback Analysis for RASK - Junagadh on the basis of the response received from 57 members from Jul'19 to Sep'19**

Criteria	Average	Good	Very Good	Excellent
Quality of Service	1	5	12	39
Workmanship	2	4	39	12
Charges	0	3	30	24
Timely Delivery	1	5	21	30
Behaviour of Staff	2	0	22	33



### Income Expense Statement - Junagadh

Income	Apr'19	May'19	Jun'19	Jul'19	Aug'19	Sep'19
Revenue from Services (Planning & Marking, 4P, Laser, Screening etc)	2,74,001	1,90,314	1,71,245	1,67,836	83,631	91,413
<b>Total Income (A)</b>	<b>2,74,001</b>	<b>1,90,314</b>	<b>1,71,245</b>	<b>1,67,836</b>	<b>83,631</b>	<b>91,413</b>
<b>Expenses</b>						
Employee Salary Expense	1,80,360	1,54,975	1,20,564	1,13,116	38,713	92,469
House Keeping Expenses	-	-	-	-	-	-
Electricity Expense	41,906	30,900	31,247	29,617	23,537	16,850
Office Expense	-	-	-	-	-	-
Telephone Expense	-	-	710	714	-	-
Courier & Postage Expense	-	-	-	-	-	-
Stationary Expense	-	-	-	-	-	-
Internet Expense	11,500	-	-	-	-	-
Office Rent	40,000	40,000	40,000	40,000	40,000	40,000
Travelling & Conveyance	-	-	-	-	-	-
Insurance Expense	-	-	-	-	-	-
Hospitality Expenses	12,121	13,733	-	4,027	-	-
Machinery Expense	-	-	-	-	-	-
Professional Fees Expense	-	-	-	-	-	-
P.F. Contribution	-	-	-	-	-	-
Provision for GJEPC Admin Charges	6,848	4,758	4,281	4,196	2,091	2,285
Misc.	-	-	10,725	-	2500	-
<b>Total Expenses (B)</b>	<b>2,92,735</b>	<b>2,44,366</b>	<b>2,07,527</b>	<b>1,91,670</b>	<b>1,06,841</b>	<b>1,51,604</b>
<b>Net Income (A-B)</b>	<b>-18,828</b>	<b>-54,052</b>	<b>-36,282</b>	<b>-23,834</b>	<b>-23,210</b>	<b>-60,191</b>



## Details on Training Sessions

### Junagadh Centre

Sr. No.	Date	Training on	Location	Attendees (Nos)	Nature of Attendees	Conducted By
1	15/10/2018 to 18/10/2018	Training was provided to participants on how to run and operate Planning & Marking Machinery and 4P Machinery	RASK - Junagadh	4	Operators, Artisans, RASK Staff	IDI on behalf of GJEPC
2	15/10/2018 to 22/10/2018	Training was provided to participants on how to run and operate Laser Sawing Machine	RASK - Junagadh	2	Operators, Artisans, RASK Staff	IDI on behalf of GJEPC
3	14/12/2018	Training on Accounting Practices and Accounts module of ERP	RASK - Junagadh	1	RASK Staff	GJEPC
4	15/12/2018	Participants were trained on Production Module of the ERP Software "ODOO" for smoothening production process	RASK - Junagadh	15	Operators, Artisans, RASK Staff	GJEPC
5	15/12/2018	Training on Diamond Screening Machinery	RASK - Junagadh	1	RASK Staff	Arotek Scientific Instruments on behalf of GJEPC
6	28/03/2019	Training was provided to participants on Administrative activities such as Inward Outward of Documents, Documentation & Finance module of software etc.	GJEPC Surat Office	3	RASK Staff	GJEPC
7	28/03/2019	Training on Screening Machine operation and its certification	IDI Office - Surat	2	RASK Staff	IDI on behalf of GJEPC
Total Attendees (Nos.)				<b><u>28</u></b>		

## **COMPARISON BETWEEN VARIOUS CENTRES**



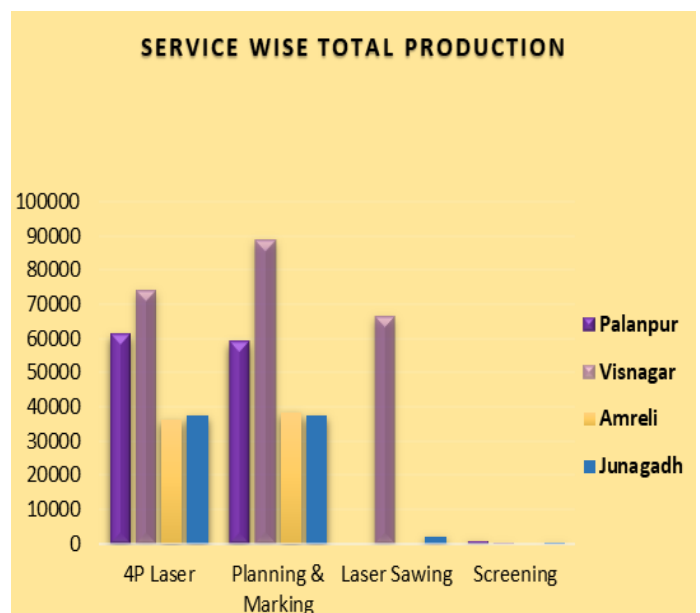
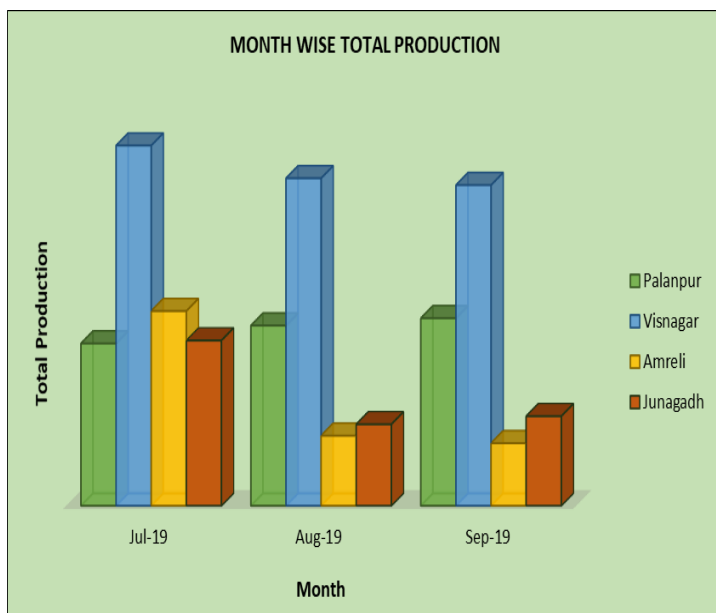
## PRODUCTION & REVENUE DETAILS

Jul - Sep, 2019

**TABLE - A: CENTRE WISE / SERVICE WISE PRODUCTION**

(PRODUCTION IS IN NOS/PCS.)

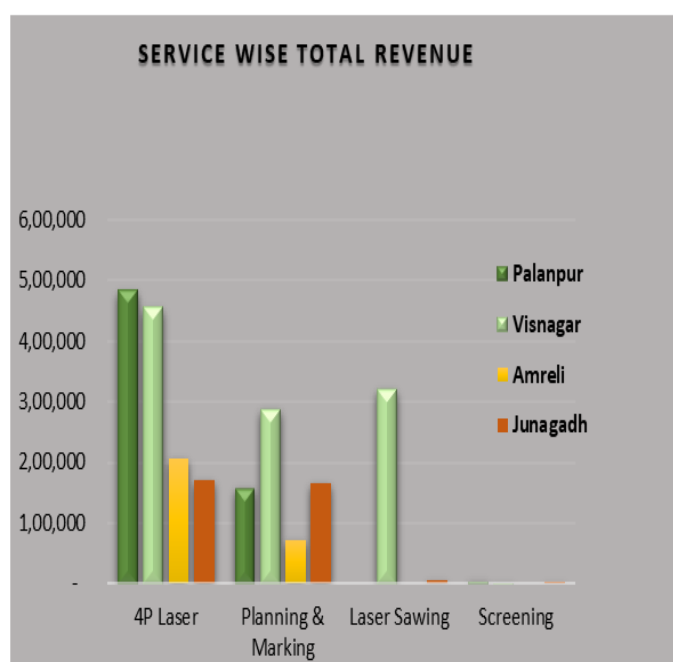
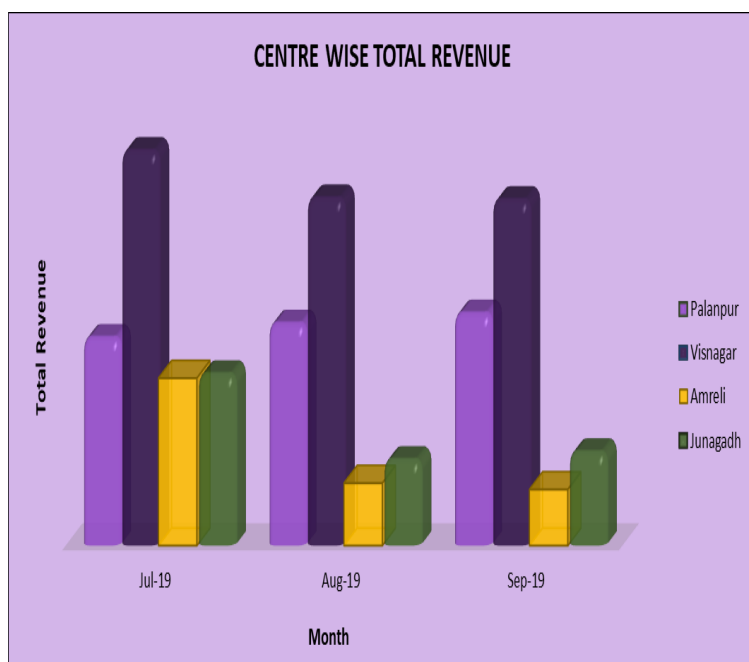
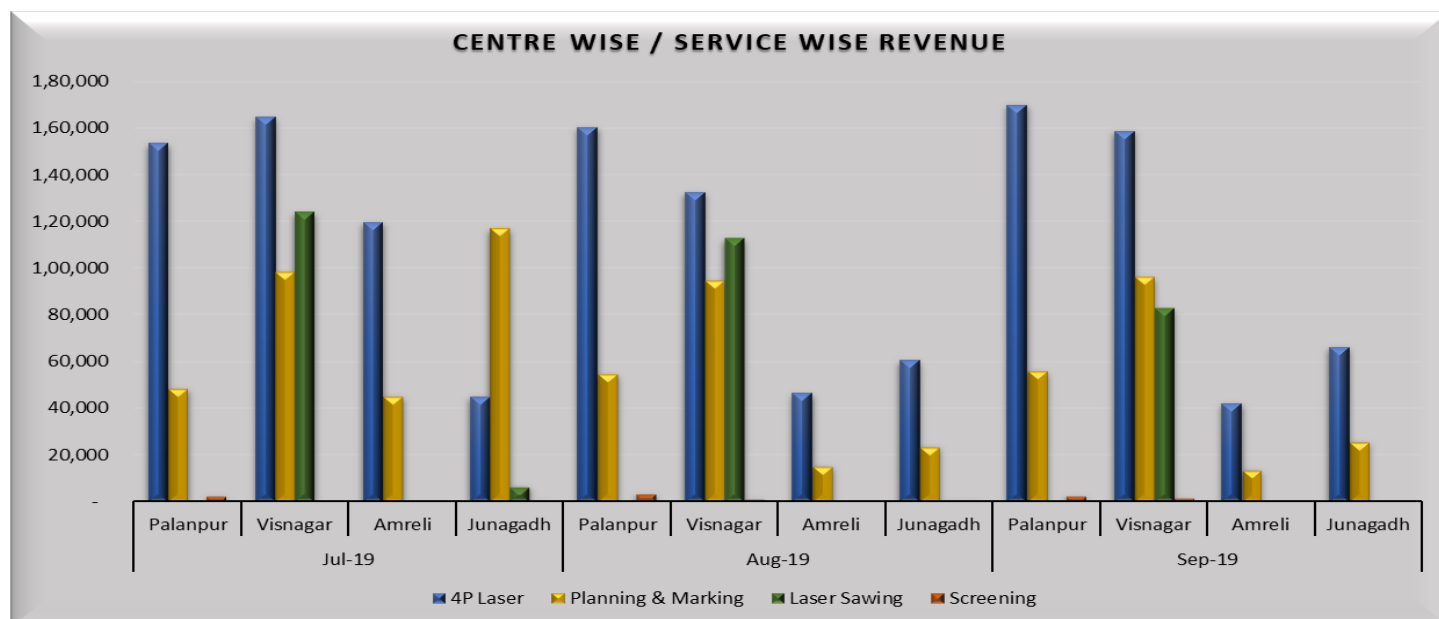
Month --->	Jul'19				Aug'19				Sep'19				Total
Service / Centre	Palanpur	Visnagar	Amreli	Junagadh	Palanpur	Visnagar	Amreli	Junagadh	Palanpur	Visnagar	Amreli	Junagadh	
4P Laser	18,904	26,339	20,897	17,929	20,738	22,085	8,070	9,289	21,337	25,886	7,325	10,217	2,09,016
Planning & Marking	17,905	30,021	23,531	17,929	20,030	29,025	7,922	9,289	21,232	29,861	6,942	10,217	2,23,904
Laser Sawing	-	25836	-	1,850	-	23,578	-	8	-	17,341	-	-	68,613
Screening (Carat)	235	-	-	10	349	51	-	3	233	82	-	-	963
<b>TOTAL</b>	<b>37,044</b>	<b>82,196</b>	<b>44,428</b>	<b>37,718</b>	<b>41,117</b>	<b>74,739</b>	<b>15,992</b>	<b>18,589</b>	<b>42,802</b>	<b>73,170</b>	<b>14,267</b>	<b>20,434</b>	<b>5,02,496</b>



**TABLE - B: CENTRE WISE / SERVICE WISE REVENUE**

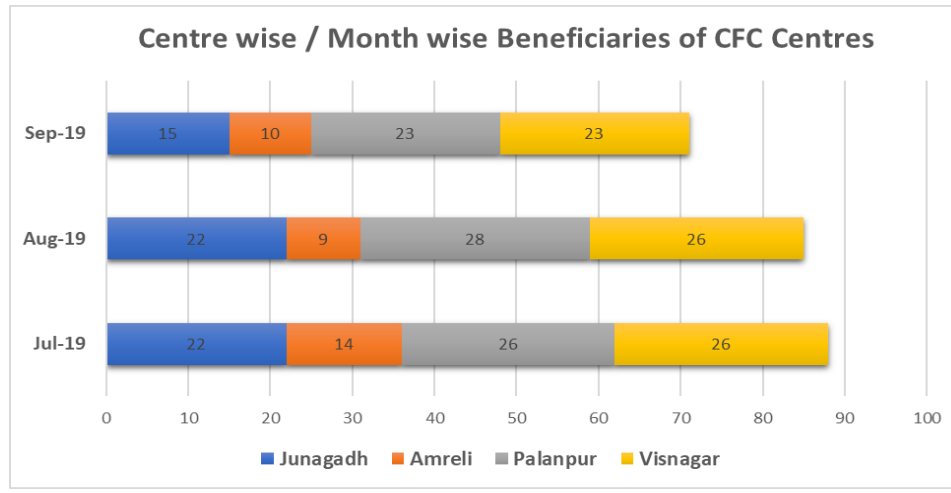
(REVENUE IN RS.)

Month --- >	Jul'19				Aug'19				Sep'19				TOTAL
Service	Palanpur	Visnagar	Amreli	Junagadh	Palanpur	Visnagar	Amreli	Junagadh	Palanpur	Visnagar	Amreli	Junagadh	
4P Laser	1,53,415	1,64,645	1,19,491	44,823	1,60,145	1,32,444	46,213	60,379	1,69,895	1,58,531	41,870	66,021	13,17,872
Planning & Marking	48,064	98,201	44,810	1,16,539	54,442	94,333	15,131	23,222	55,496	95,945	13,216	25,393	6,84,792
Laser Sawing	-	1,23,989	-	6,475	-	1,12,720	-	28	-	82,826	-	-	3,26,038
Screening	1991	-	-	80	2959	871	-	24	2009	1390	-	-	9324
<b>TOTAL</b>	<b>2,03,470</b>	<b>3,86,835</b>	<b>1,64,301</b>	<b>1,67,917</b>	<b>2,17,546</b>	<b>3,40,368</b>	<b>61,344</b>	<b>83,653</b>	<b>2,27,400</b>	<b>3,38,692</b>	<b>55,086</b>	<b>91,414</b>	<b>23,38,026</b>

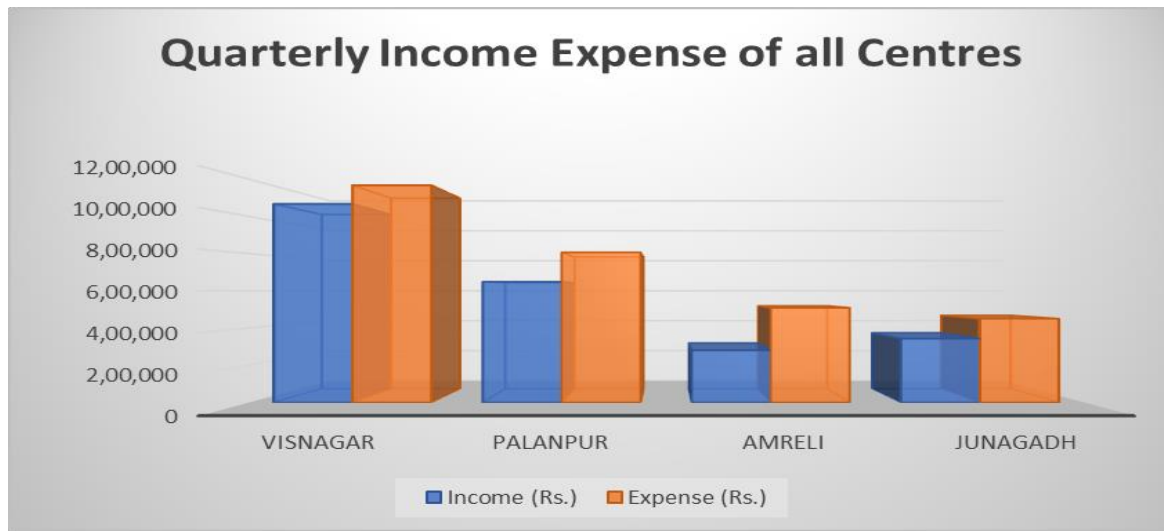


**TABLE - C: CENTRE WISE / MONTH WISE BENEFICIARIES OF CFC CENTRES**

Centre wise / Month wise CFC Beneficiaries				
	Visnagar	Palanpur	Amreli	Junagadh
Jul'19	26	26	14	22
Aug'19	26	28	9	22
Sep'19	23	23	10	15

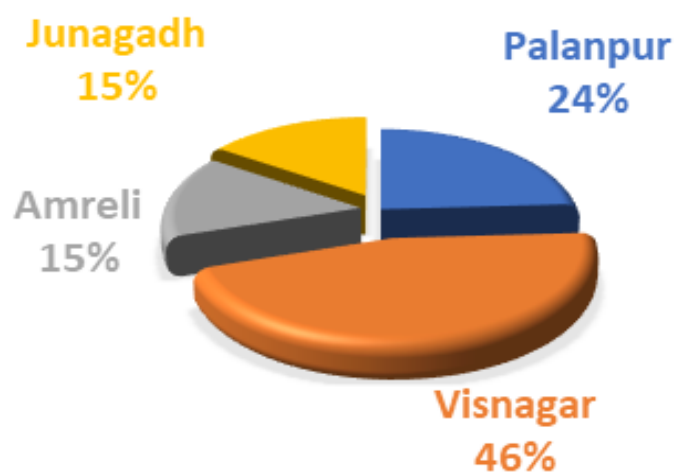
**TABLE - D: CENTRE WISE QUARTERLY INCOME EXPENDITURE COMPARISON**

Centre ---- >	Visnagar (Jul'19 to Sep'19)	Palanpur (Jul'19 to Sep'19)	Amreli (Jul'19 to Sep'19)	Junagadh (Jul'19 to Sep'19)
Income (Rs.)	10,65,895	6,48,416	2,80,732	3,42,880
Expense (Rs.)	11,65,962	8,06,348	5,08,602	4,50,115
Net Amount (Rs.)	-1,00,067	-1,57,932	-2,27,870	-1,07,235

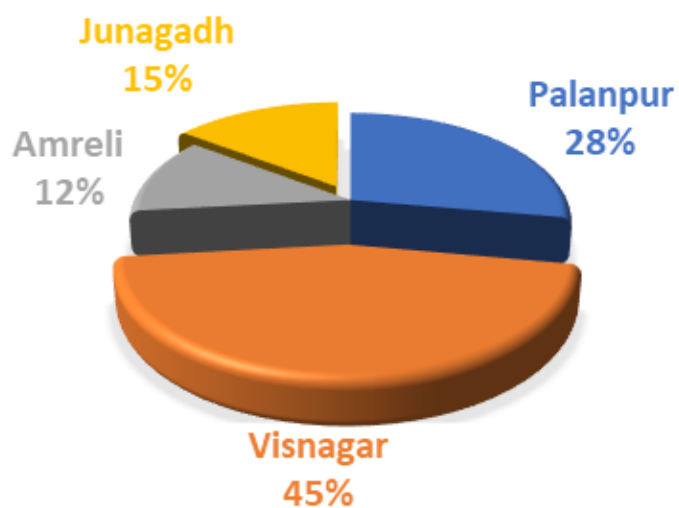


## CFC SHARE IN PRODUCTION & REVENUE

### PRODUCTION



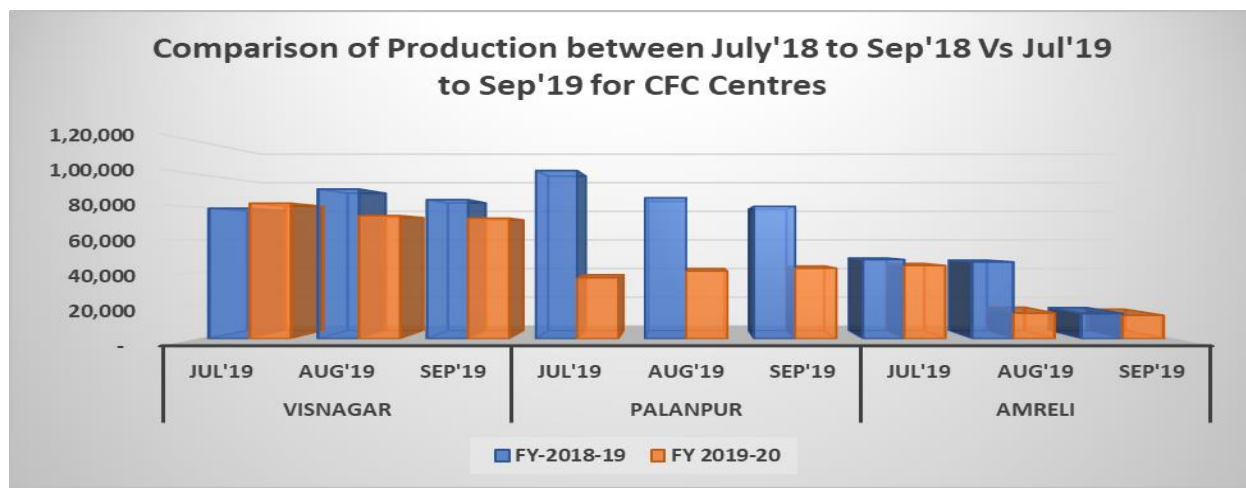
### REVENUE



**Table – E: Comparison of Production between July'18 to Sep'18 Vs Jul'19 to Sep'19 for CFC Centres**

(PRODUCTION IS IN NOS/PCS.)

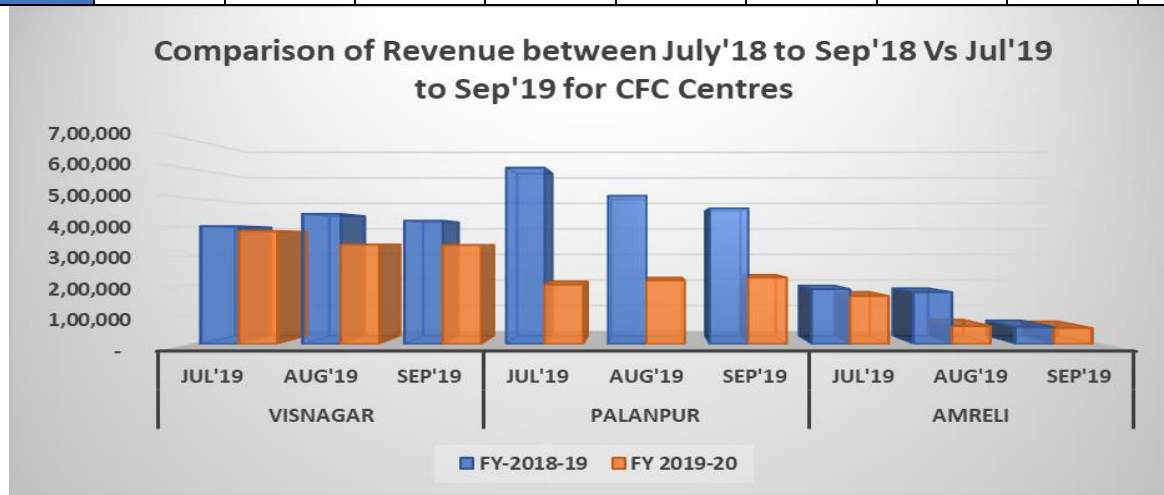
Centre	Visnagar			Palanpur			Amreli		
Month	Jul'19	Aug'19	Sep'19	Jul'19	Aug'19	Sep'19	Jul'19	Aug'19	Sep'19
FY – 2018-19	79,139	90,811	84,381	1,02,029	85,478	80,321	48,079	46,642	15,328
FY – 2019-20	82,196	74,739	73,170	37,044	41,117	42,802	44,428	15,592	14,267



**Table – F: Comparison of Revenue between July'18 to Sep'18 Vs Jul'19 to Sep'19 for CFC Centres**

(REVENUE IN RS.)

Centre	Visnagar			Palanpur			Amreli		
Month	Jul'19	Aug'19	Sep'19	Jul'19	Aug'19	Sep'19	Jul'19	Aug'19	Sep'19
FY – 2018-19	4,03,293/-	4,45,043/-	4,21,949/-	6,02,890/-	5,06,898/-	4,63,957/-	1,87,792/-	1,77,473/-	58,323/-
FY – 2019-20	3,86,835/-	3,40,368/-	3,38,692/-	2,03,470/-	2,17,546/-	2,27,400/-	1,64,301/-	61,344/-	55,086/-



**Observation:** In previous financial year 2018-19, performance of all CFCs was good as market condition was good. Due to slow down in Diamond market in Financial Year 2019-20, Performance of all CFCs suffered.